





Auflage: 1. Auflage 2022  
Seiten: 408  
Abbildungen: 1383  
Einband: Hardcover, 21 x 28 cm  
ISBN: 978-1-78698-113-4  
Erschienen: März 2022

Preis **\$399.00**  
Änderungen vorbehalten!

#### QuintEd Pty Ltd

 Suite 2/38 Albany St  
NSW 2065 St Leonards  
Australien  
 +61 434521025  
 [admin@quinted.com.au](mailto:admin@quinted.com.au)  
 <http://nginx/anz/en>

## Buch-Information

**Autoren:** Hendrik Terheyden  
**Titel:** Augmentation Surgery  
**Untertitel:** Biologic Principles | Surgical Techniques | Clinical Challenges  
**Kurztext:**

Bone and soft tissue augmentation of the alveolar ridge is fairly unique in medicine, because true biologic regeneration of lost alveolar bone is achievable. With this book, the author makes a fine contribution to knowledge management and clinical judgment in this dynamic field. The book begins with the basics of jaw atrophy, biology of bone regeneration, and wound healing, as well as grafts and materials. Subsequent chapters cover standard augmentation techniques such as bone grafting and soft tissue management, fully explaining available augmentation techniques for even the most demanding surgeons. The final third of the book is dedicated to a clinical decision-making scheme for different situations, challenges in the esthetic region, posterior jaws, and fully edentulous ridges. The chapters are supplemented with step-by-step clinical cases that illustrate the respective topic in a clear and comprehensible way. The book aims to introduce general dentists to the field of bone and soft tissue augmentation. It also offers more experienced colleagues, including oral and maxillofacial surgeons, many practical tips, particularly with regard to complication management.

#### Contents

##### **Part A. Biologic Basics**

Chapter 01. General Principles of Augmentation Surgery  
Chapter 02. Biologic Basis of Bone Regeneration and Wound Healing  
Chapter 03. Bone Grafts  
Chapter 04. Augmentation Surgery Materials

##### **Part B. Operating Techniques**

Chapter 05. Patient Management and Surgery Preparation  
Chapter 06. Bone Grafting: Standards and Surgical Technique  
Chapter 07. Soft Tissue Management and Augmentation  
Chapter 08. Standard Surgical Techniques for Augmentation  
Chapter 09. Alternatives and Adjuncts to Standard Augmentation Techniques  
Chapter 10. Extraction Socket Treatment

##### **Part C. Clinical Challenges and Decision Making**

Chapter 11. Decision Making According to Defect Stage  
Chapter 12. Decision Making in the Anterior Esthetic Region  
Chapter 13. The Posterior Regions: Free-End Situations  
Chapter 14. The Atrophic Edentulous Jaw  
Chapter 15. Reparative Surgery and Complication Management

**Fachgebiet(e):** Implantologie, Mund-Kiefer-Gesichtschirurgie, Oralchirurgie