





**Auflage:** 1st Edition 2018  
**Seiten:** 248  
**Abbildungen:** 556  
**Einband:** Hardcover, 21 x 28 cm  
**ISBN:** 978-1-78698-004-5  
**Erschienen:** Mai 2018

#### QuintEd Pty Ltd

 Suite 2/38 Albany St  
NSW 2065 St Leonards  
Australien  
 +61 434521025  
 [admin@quinted.com.au](mailto:admin@quinted.com.au)  
 <http://nginx/anz/en>

## Buch-Information

**Autoren:** Mirela Feraru / Nitzan Bichacho  
**Titel:** Dental Visualization  
**Untertitel:** A Practical Approach to Digital Photography and Workflow  
**Kurztext:**

This book provides the practicing clinician with a clear and concise guide to dental photography and its role in modern dentistry. The main aspects are broken down into easy-to-follow chapters, all lavishly illustrated with detailed images. Aspects such as the importance of digital documentation, camera components, and photographic equipment as well as simplified protocols for high-end results, different dental specialties, and troubleshooting are all covered within the book's pages. The authors have condensed their extensive knowledge and expertise into a book that will surely prove invaluable to all those working within modern dental practices.

#### Contents

Chapter 1. Principles of High-Quality Dental Photography  
Chapter 2. Components of Digital Dental Photography  
Chapter 3. Simplified Clinical Protocols for High-End Results  
Chapter 4. Full Sequence and Settings for Different Specialties  
Chapter 5. Direction and Quality of Light - Clinical Relevance  
Chapter 6. Troubleshooting  
Chapter 7. Ultra-Macro in Dental Photography  
Chapter 8. DSD - Digital Smile Design  
Chapter 9. Devices Designed Exclusively for Dental Photography

**Fachgebiet(e):** Röntgenologie und Fotografie, Zahnheilkunde allgemein