





Auflage: 3rd Edition 2011
Seiten: 468
Abbildungen: 1555
Einband: Hardcover
ISBN: 978-0-86715-498-6
Erschienen: September 2011

QuintEd Pty Ltd

 Suite 2/38 Albany St
NSW 2065 St Leonards
Australien
 +61 434521025
 admin@quinted.com.au
 <http://nginx/anz/en>

Buch-Information

Hrsg.: Beumer III, John / Marunick, Mark T. / Esposito, Salvatore J.
Titel: Maxillofacial Rehabilitation
Untertitel: Surgical and Prosthodontic Management of Cancer-Related, Acquired, and Congenital Defects of the Head and Neck

Kurztext:

The rehabilitation of patients with disabilities of the head and neck secondary to acquired and congenital defects continues to be a challenge. Today it is possible to restore most patients to nearly normal form and function, enabling them to lead useful and productive lives. However, successful outcomes require close interaction among many health care disciplines. Given the recent advances in maxillofacial prosthetics and reconstructive surgery, the pace of change in the rehabilitation of oral and facial defects has been far too slow. For example, free tissue transfers have been used throughout the world for the last 20 years to restore bony defects of the mandible, but far too many surgeons fail to understand that it is equally important to restore the bulk and contour of the tongue if the oral functions of speech, mastication, and control of saliva are to be restored. This updated edition with an emphasis on a truly multidisciplinary approach provides the reader with insights into the latest developments in maxillofacial prosthetics, reconstructive surgery, and dental care. New chapters present information on digital technology and tissue engineering, and all chapters have undergone significant revision, reflecting the advances in the use of osseointegrated implants and free vascularized flaps. The reader will take away practical knowledge of state-of-the-art treatment approaches to ensure that patients of the future will no longer assert that "the cure was worse than the disease."

Contents

Chapter 01. Oral Management of Patients Treated with Radiation Therapy and/or Chemoradiation
Chapter 02. Rehabilitation of Tongue and Mandibular Defects
Chapter 03. Rehabilitation of Maxillary Defects
Chapter 04. Rehabilitation of Soft Palate Defects
Chapter 05. Rehabilitation of Facial Defects
Chapter 06. Rehabilitation of Cleft Lip and Palate and Other Craniofacial Anomalies
Chapter 07. Digital Technology in Maxillofacial Rehabilitation
Chapter 08. Tissue Engineering of Maxillofacial Tissues
Chapter 09. Psychosocial Perspectives on the Care of Head and Neck Cancer Patients
Chapter 10. Oral Management of Chemotherapy Patients

Contributors

E. Abemayor • T. Baba • J. Beumer III • R. Bibb • L. Brecht • P. Bucher • T. Chang • H. Cherrick • E. Chung • J. de Cubber • G. van Dijk • D. Curtis • S. Esposito • L. Eversole • E. Freymiller • N. Garrett • N. Ghaem-Maghami • H. Gulbransen • A. Hannam • L. Kaban • R. Kagan • S. Kiat-amnuay • B. King • M. Lee • K. Lyons • B. Markowitz • M. Marunick • P. Moy • V. Nabili • R. Nelson • W. Noorda • R. van Oort • D. Pedroche • R. Penn • J. Powers • D. Rapkin • H. Reintsema • D. Reisberg • R. Rezaee • J. Rieger • D. Rohner • E. Roumanas • C. Sensen • A. Sharma • S. Silverman Jr • J. Soh • E. Sung • B. Venkatachalam • H. Verdonck • K. Vergervik • J. Wolfaardt • B. Wu • G. Wu • Y. Zhao

Fachgebiet(e): Mund-Kiefer-Gesichtschirurgie, Prothetik