





Auflage: 1st Edition 2016
Seiten:: 224
Abbildungen: 933
Einband: Hardcover, 21 x 28 cm
ISBN: 978-0-86715-723-9
Erschienen: April 2016

QuintEd Pty Ltd

 Suite 2/38 Albany St
NSW 2065 St Leonards
Australien
 +61 434521025
 admin@quinted.com.au
 <http://nginx/anz/en>

Buch-Information

Hrsg.: Duarte jr., Sillas
Titel: Quintessence of Dental Technology 2016
Reihe: QDT Yearbook

Kurztext:

A selection of the newest materials and best fabrication techniques for esthetic restorative results are elegantly presented in QDT 2016. Original articles on minimally invasive procedures, CAD/CAM, difficult cases, and the ever-challenging transition zone take center stage this year. The State of the Art article features full-mouth esthetic rehabilitation of the severely worn and compromised dentition, and the Biomaterials Update focuses on self-etching primer as an alternative to strong hydrofluoric and porcelain etching. Rounding out the issue is a special feature on achieving excellence in portrait photography, courtesy of Naoki Aiba.

Contents

- Editorial
- Novel Guidelines for Bonded Ceramic Veneers: Part 1. Is Tooth Preparation Truly Necessary?
- Biomaterials Update: Bonding to Silica-Based Glass Ceramics: A Review of Current Techniques and Novel Self-Etching Ceramic Primers
- Analog Protocol for Obtaining the Ideal Soft Tissue Support and Contour in Anterior Implant Restorations
- Skyn Concept: A Digital Workflow for Full-Mouth Rehabilitation
- Minimally Invasive Full-Mouth Rehabilitation for Dental Erosion
- State of the Art: Esthetic Rehabilitation of a Patient with Severely Worn and Compromised Dentition
- Tooth Preparation and Ceramic Layering Guidelines for Bonded Porcelain Restorations in Different Challenging Situations
- The Challenging Anterior Transition Zone: Details for Creating an Esthetic Result
- Biologic Esthetics by Gingival Framework Design: Part 3. Gingival Framework Result
- 3D Printed Complete Dentures
- Masterpiece: The Challenge of a Natural-Appearing Fixed/Removable Implant-Supported Dental Prosthesis
- Biomaterials Update: Wear of CAD/CAM Materials
- DENTSCAPE™: Tri-Axis Portrait Posing
- Implant-Supported Full-Arch Zirconia Fixed Dental Prostheses for the Rehabilitation of a Patient with a Failing Dentition
- Ultrasonic Devices for Minimally Invasive Periodontal Surgery and Restorative Dentistry
- A Minimally Invasive Restorative Approach for Treatment of Gingival Impingement

Authors include:

Alexandre Amir Aalam • Naoki Aiba • Somkiat Aimplee • Sergio R Arias • Michael Bergler • Alvaro Blasi • Leonardo Bocabella • August Bruguera • John O Burgess • Winston Chee • Gerard Chiche • Stephen J. Chu • Victor Clavijo • Willy Clavijo • Florin Cofar • Eric Van Dooren • Sillas Duarte, Jr. • Cyril Gaillard • Jack Goldberg • Jon Gurrea • Christophe Hue • Sung Bin Im • Sascha A Jovanovic • Tae Hyung Kim • Nathaniel Lawson • Paulo Fernando Mesquita de Carvalho • Giuseppe Mignani • Gildardo Contreras Molina • Ivan Contreras Molina • Masayuki Okawa • Nikolaos Perakis • Jin-Ho Phark • Ioana Popp • Neimar Sartori • Cristiano Soares • Kyle Stanley • Arman Torbati • Aram Torosian • Yuji Tsuzuki • Fabiana Varjão • Claudia Angela Maziero Volpato • Francesca Zicari

Fachgebiet(e): Zahntechnik