





Auflage: 2nd Edition 2019
Seiten: 544
Abbildungen: 1782
Einband: Hardcover, 22,2 x 30,3
ISBN: 978-0-86715-798-7
Erschienen: Juli 2019
Preis \$567.00
Änderungen vorbehalten!

QuintEd Pty Ltd

 Suite 2/38 Albany St
NSW 2065 St Leonards
Australien
 +61 434521025
 admin@quinted.com.au
 <http://nginx/anz/en>

Buch-Information

Hrsg.: Nevins, Myron / Wang, Hom-Lay
Titel: Implant Therapy
Untertitel: Clinical Approaches and Evidence of Success

Kurztext:

Since the publication of the first edition of this book 20 years ago, the landscape of implant dentistry has changed dramatically. Both the industry and patient demand have expanded exponentially, leaving the clinician with many decisions to make (and often as many questions to ask) regarding patient selection, surgical timing and techniques, implant types, and restorative approaches. This volume brings together the knowledge of the foremost leaders in implant dentistry, covering all aspects of the treatment process, from decision-making and treatment planning through imaging, surgical techniques, bone and soft tissue augmentation, multidisciplinary approaches, loading protocols, and finally strategies for preventing and treating complications and peri-implantitis as well as providing effective implant maintenance therapy. Filled with expert knowledge based on decades of research and clinical experience as well as abundant illustrations and clinical case presentations, this book is an indispensable resource for clinicians seeking to provide implant treatment at the highest standard of care.

Contents:

Chapter 01. A Clinical Decision: Save the Tooth or Place an Implant?
Chapter 02. From Osseointegration to Predictable Long-Term Implant Stability: Clinicians' Perspectives
Chapter 03. Introduction to Implant Surgery: Optimal Positioning of the Dental Implant
Chapter 04. Implant Placement for the Mandibular Posterior Quadrant
Chapter 05. An Introduction to the Success of Short Dental Implants
Chapter 06. The Evolution of Imaging and Associated Applications for Implant Surgery
Chapter 07. Decision Making for Implant Therapy in the Maxillary Esthetic Zone
Chapter 08. Management of the Extraction Site: Socket Grafting
Chapter 09. Placement of Dental Implants into Extraction Sockets
Chapter 10. Seeking the Optimal Esthetic Result in the Maxillary Anterior
Chapter 11. Predictable Esthetic Anterior Maxillary Reconstruction with Dental Implants and Maxillary Tuberosity Grafts
Chapter 12. Immediate Loading of Implants in Edentulous and Partially Dentate Patients
Chapter 13. Sinus Elevation in the Posterior Maxilla via the Lateral Window Approach
Chapter 14. Maxillary Transcrestal Sinus Floor Elevation Procedures
Chapter 15. The Use of Zygomatic Implants for Maxillary Edentulous Patients
Chapter 16. Treatment of the Edentulous Patient Using All-on-Four and the Zygoma Implant
Chapter 17. Horizontal Bone Augmentation Procedures: A GBR Approach
Chapter 18. Vertical Bone Augmentation with Advanced Flap Design
Chapter 19. Growth Factors: Clinical Development for Periodontal and Implant Applications
Chapter 20. The Introduction of Tissue Engineering for Bone Regeneration
Chapter 21. Soft Tissue Management to Augment Implant Success
Chapter 22. Implant-Abutment Junction: A Crestal Bone and Soft Tissue Determinant
Chapter 23. Effective Application of Orthodontics with Implant Therapy for Periodontally Compromised Patients
Chapter 24. The Interaction Between Implantology and Orthognathic Surgery
Chapter 25. Etiology and Management of Post-Loading Complications: Implant Loss or Failure and Peri-implantitis
Chapter 26. Regenerative Protocol to Treat Peri-implantitis
Chapter 27. The Importance of Dedicated Maintenance Therapy for Long-Term Success
Chapter 28. Peri-implant Maintenance Therapy for Long-Term Success
Chapter 29. Implant Complications: A Reality Requiring Prevention

Authors:

Andrew Ackermann • Fortunato Alfonsi • Liliana Aranguren • Miguel De Araújo Nobre • Gustavo Avila-Ortiz • Stefano Parma-Benfenati • Luigi Canullo • Daniele Cardaropoli • Hsun-Liang Chan • Chia-Yu Chen • Young-Dan Cho • James Chow • Lyndon F. Cooper • Tamsin J. Cracknell • Ann Decker • Matteo Deflorian • Bradley S. Degroot • Massimo del Fabbro • Deon Ferreira • Stuart J. Froum • Jia-Hui Fu • Fabio Galli • Jeffrey Ganeles • William V. Giannobile • Christoph H. F. Hämmerle • Peter Hawker • Parnward Hengjeerajaras • Richard Herman • Mitsuhiro Iwata • Ronald E. Jung • David M. Kim • Glen Liddelow • Jerry Ching-Yi Lin • Kuan-You Liu • Mark Ludlow • Sachiko Maeda • Panpicha Maketone • Paulo Maló • George A. Mandelaris • José Carlos Martins da Rosa • Robert E. Marx • Tokou Matsui • Craig M. Misch • Alberto Monje • Sven Mühlemann • Kimio Nakamura • Marc L. Nevins • Myron Nevins • Frederic J. Norkin • Yoshi Ono • Yoshihiro Ono • Stephen M. Parel • Andrea Parenti • Wonbae Park • Luís Antônio Violin Pereira • Marisa Roncati • Marco Ronda • Satoko Ono Rubin • Kiyonobu Saburi • Takeshi Sasaki • Riccardo Scaini • David Schneider • Cary A. Shapoff • Ye Shi • Massimo Simion • Martina Stefanini • Tiziano Testori • Carlo Tinti • Istvan Urban • Stephen S. Wallace • Chin-Wei Wang • Hom-Lay Wang • Leandro Velasco • Homayoun H. Zadeh • Samuel Zfaz • Giovanni Zucchelli

Fachgebiet(e): Implantologie