





Autoren: Wolfgang Jost
Titel: Atlas of Botulinum Toxin Injection
Untertitel: Dosage | Localization | Application
Kurztext:

There have been significant advances in the use of botulinum toxin (botox) since the first edition of this book. Today, it has become the treatment of first choice in a variety of indications, including in neurology, pediatric medicine, dermatology, urology, and the treatment of pain. In this new edition, the key muscles that can be treated with botox are presented individually. A few muscles, such as the deep muscles of the neck, have been added. All these structures are grouped according to body region and illustrated with the aid of elaborate anatomical drawings. This edition takes into account new findings of recent years, especially the establishment of sonography as the most important tool for rapid orientation and safe injection; moreover, all the information and techniques from the previous edition have been reviewed and brought right up to date where necessary. The book is aimed principally at neurologists, dermatologists, ophthalmologists, and pediatricians, and represents a reliable and cutting-edge guide for all those who want to provide botox treatments speedily and safely.

Auflage: 3rd Revised Edition 2019
Seiten: 306
Abbildungen: 590
Einband: Hardcover, 24 x 30 cm
ISBN: 978-1-78698-030-4
Erschienen: April 2019

QuintEd Pty Ltd

 Suite 2/38 Albany St
NSW 2065 St Leonards
Australien
 +61 434521025
 admin@quinted.com.au
 <http://nginx/anz/en>