





**Auflage:** 1st Edition 2008  
**Seiten:** 184  
**Abbildungen:** 204  
**Einband:** Hardcover  
**ISBN:** 978-1-85097-097-2  
**Erschienen:** Oktober 2007

## QuintEd Pty Ltd

 Suite 2/38 Albany St  
NSW 2065 St Leonards  
Australien  
 +61 434521025  
 [admin@quinted.com.au](mailto:admin@quinted.com.au)  
 <http://nginx/anz/en>

**Autoren:** Keith Horner / Nicholas Drage / David Brettle  
**Titel:** Twenty-First Century Imaging  
**Reihe:** QuintEssentials of Dental Practice  
**Kurztext:**

Imaging is a key part of clinical practice. To maximise the potential benefit to their patients, dentists need to have an understanding of how imaging systems work. In the 21st century, we are faced with major technological developments in radiology, of which many dentists will be unfamiliar. This book aims to address these challenges by providing a comprehensive introduction to state-of-the-art dental imaging, in particular to the complexities of digital radiology and the advanced techniques available for cross-sectional imaging.

## Contents

Chapter 01. The Historical Perspective  
Chapter 02. Intraoral X-ray Equipment and Imaging  
Chapter 03. Panoramic Equipment and Imaging  
Chapter 04. Conventional Image Receptors  
Chapter 05. Digital Imaging  
Chapter 06. Direct Digital Imaging  
Chapter 07. Indirect Digital Imaging  
Chapter 08. Image Storage and Handling  
Chapter 09. Implant Imaging

**Fachgebiet(e):** Röntgenologie und Fotografie, Zahnheilkunde allgemein