



6WAYS TO DESIGN A FACE





Corrective Jaw Surgery to Optimize Bite,
Airway, and Facial Balance

Paul Coceancig, BDS, MDS-OMS, MB, ChB, FDSRCS, FRACDS-OMS

Auflage: 1. Auflage 2021
Seiten: 256
Abbildungen: 774
Einband: Hardcover, 21,59 x 27,94 cm
ISBN: 978-0-86715-966-0
Erschienen: Juli 2021

Preis \$281.00
Änderungen vorbehalten!

QuintEd Pty Ltd

 Suite 2/38 Albany St
NSW 2065 St Leonards
Australien
 +61 434521025
 admin@quinted.com.au
 <http://nginx/anz/en>

Buch-Information

Autoren: Paul Coceancig
Titel: 6 Ways to Design a Face
Untertitel: Corrective Jaw Surgery to Optimize Bite, Airway, and Facial Balance

Kurztext:

In this innovative and paradigm-busting book, the author asserts that almost all bad bites have their origin in a small mandible, what he calls anterior mandibular hypoplasia, or AMHypo, and further claims that surgical management is the only means to correct it. AMHypo arises because of a small anterior tongue, and it leads to dewlap (poor chin-neck contour), dental crowding, impacted third molars, a range of dental malocclusions, and retroglossal tongue displacement into the upper airway. Traditional orthodontics often camouflage the small jaw by extracting "extra" teeth that don't fit and controlling growth with various appliances, effectively leaving the patient in the same medical predicament they were before having their teeth straightened and their occlusion fixed. After all, for every patient with a bad bite, there are three combined, interwoven, inseparable treatment considerations: occlusion, airway, face. In this book, the author outlines the anthropologic underpinnings of the small jaw and then outlines his six surgical methods of designing the face to optimize bite, airway, and facial balance: IMDO, GenioPauly, custom BIMAX, SuperBIMAX, custom PEEK implants, and SARME. IMDO, or intermolar mandibular distraction osteogenesis, is a surgery less invasive than third molar surgery that can expand the mandible by as much as 16.5 mm and effectively bring the tongue forward to eliminate the potential for airway issues down the line, not to mention improve the patient's profile dramatically. The surgeries and protocols in this book will have you rethinking your approach to patient care and asking yourself how you can better care for your patient now AND in the future. The author sees no reason why we should not expect to carry all 32 of our teeth for our adult lifetime in a Class I occlusion and free of crowding or impactions or airway collapse. Do you dare to join him?

Contents

Introduction
Chapter 01. Reimagining Orthodontics and Oral Surgery
Chapter 02. Why Obstructive Sleep Apnea Occurs
Chapter 03. Deciding on Jaw Surgery
Chapter 04. The Digital Diagnostic Process
Chapter 05. What is AMHypo and Why Should Clinicians Understand It?
Chapter 06. Jaw Correction Procedures
Chapter 07. Managing the Chin and Jawline
Chapter 08. Explaining the IMDO Protocol
Chapter 09. Designing for IMDO and GenioPauly
Chapter 10. What Patients Can Expect with IMDO Therapy
Chapter 11. Introducing Custom BIMAX
Chapter 12. The Remedial BIMAX
Chapter 13. The SuperBIMAX
Chapter 14. What Patients Can Expect with BIMAX
Chapter 15. Creating the Ideal Maxilla
Chapter 16. Introducing PEEK Implants

Fachgebiet(e): Mund-Kiefer-Gesichtschirurgie