





Edition: 3rd Edition 2022
pages: 320
Images: 1165
Cover: Hardcover, 21,6 x 28 cm
ISBN: 978-0-86715-956-1
Published: November 2021
Price \$307.00
Subject to changes!

QuintEd Pty Ltd

 Suite 2/38 Albany St
NSW 2065 St Leonards
Australia
 +61 434521025
 admin@quinted.com.au
 <http://nginx/anz/en>

Book information

Authors: Johan Reyneke
Title: Essentials of Orthognathic Surgery
Short text:

With contributions from Steven M. Sullivan

This long-awaited third edition of the author's seminal text on orthognathic surgery includes not only a fresh new look and over a dozen new cases, but essential updates for anyone practicing orthognathic surgery. Though many of the surgical practices and techniques have not drastically changed since the previous edition, recent research has inspired new sections on airway management and orthognathic surgery of the temporomandibular joint. The previous chapter on treatment of dentofacial deformities has now been split into two streamlined chapters on typical and complex dentofacial deformities to accommodate new cases and information, allowing a more user-friendly experience for the reader. Those familiar with the second edition will remember the illustrated step-by-step processes for patient evaluation, diagnosis, treatment planning, and surgical technique, and these vital resources have been made into the new text as well. From the most basic bilateral sagittal split osteotomy to complex surgery involving three-dimensional analysis, movement, and rotation of both jaws, this book will help everyone from surgical residents to experienced clinicians in managing both children and adults with dentofacial deformities, improving both function and esthetics.

Contents

Chapter 1. Principles of Orthognathic Surgery
Chapter 2. Systematic Patient Evaluation
Chapter 3. Diagnosis and Treatment Planning
Chapter 4. Diagnosis and Treatment of Typical Dentofacial Deformities
Chapter 5. Diagnosis and Treatment of Complex Dentofacial Deformities
Chapter 6. Surgical Technique

Categories: Oral/Maxillofacial Surgery