







Edition: 1st Edition 2024  
pages: 1900  
Images: 4900  
Cover: 3 Bände im Hardcover im Schuber;  
23,5 x 30,5 cm; inkl. 19 Videos mit 34  
Minuten Gesamtlaufzeit  
ISBN: 978-3-86867-625-9  
Published: October 2024

#### QuintEd Pty Ltd

 Suite 2/38 Albany St  
NSW 2065 St Leonards  
Australia  
 +61 434521025  
 admin@quinted.com.au  
 <http://nginx/anz/en>

## Book information

**Authors:** Otto Zuhr / Marc Hürzeler  
**Title:** Entscheidungsfindung im Spannungsfeld von Parodontologie und Implantattherapie  
**Subtitle:** Zeit für personalisierte Oralmedizin  
**Short text:**

With their book *Plastic-Esthetic Periodontal and Implant Surgery – A Microsurgical Approach*, the two nationally and internationally renowned authors, Dr. Otto Zuhr and Prof. Dr. Marc Hürzeler, have already written one of the most important works on oral surgery. They now present their patient-oriented treatment approach for implantology and periodontal surgery in their new book "*Decision Making at the Crossroads between Periodontology and Implant Dentistry – A Call for Personalized Oral Medicine*".

Due to extensive current scientific evidence available in dental medicine, it is no longer appropriate for dentists to be for or against preserving severely damaged teeth or to be for or against implants. The time has come to break away from dogma and combine both worlds – tooth preservation and implant therapy – into a coherent approach for the benefit of patients.

In this groundbreaking three-volume compendium, the authors demonstrate, among other things, how to achieve healthy and stable gingival and peri-implant soft tissue, considering the latest evidence and the individual risk profiles and needs of patients.

The work contains a wealth of information, providing all the necessary biologic and technical principles (Volume 1) as well as the surgical techniques (Volumes 2 and 3) required for practitioners in the fields of implantology, periodontology, and oral surgery. The in-depth work comprises a user-friendly format, including numerous detailed case studies with step-by-step procedures and extensive lists of materials. It is brilliantly illustrated with top-quality photographs and radiographs as well as other illustrative material, and is supplemented by a number of videos. This outstanding work is without doubt a real breakthrough and should be included in every dental library!

#### Contents

##### **Volume 1. Fundamentals, Strategies, and Concepts**

Chapter 01. The Patient in the Center of Evidence-Based Medicine  
Chapter 02. Anatomy and Structural Biology of Periodontal and Peri-implant Tissues  
Chapter 03. Wound Healing: Influencing Factors, Manual Skills, and the Clinical Relevance of Microsurgery  
Chapter 04. Incisions, Flap Designs, and Suturing Techniques  
Chapter 05. Periodontitis, Life Expectancy, and Quality of Life – Healthy Teeth for a Lifetime!  
Chapter 06. Peri-implantitis – When even the “Third Set of Teeth” are at Risk of being Lost  
Chapter 07. Autologous Mucosal Grafts and the Hard Palate as the Preferred Donor Site  
Chapter 08. Gingival Recessions, Peri-implant Mucosal Recessions – When is Treatment Necessary?  
Chapter 09. Implant Dentistry in the 21st Century – Where is the Journey Heading?

##### **Volume 2. Techniques I**

Chapter 10. Surgical Techniques for Achieving Healthy and Stable Gingival Tissue  
Chapter 11. Surgical Treatment of Periodontitis  
Chapter 12. Conservative Dental Surgery at the Crossroads

##### **Volume 3. Techniques II**

Chapter 13 Alternative Tooth Replacement Options to Delay or Avoid Implant Treatment

Chapter 14 Surgical Techniques for Achieving Healthy and Stable Peri-implant Soft Tissue

Chapter 15 Surgical Treatment of Peri-implantitis

Chapter 16 New Approaches to Immediate Implant Placement

**Categories:** [Implantology](#), [Oral Surgery](#), [Periodontics](#)