





Edition: 1st Edition 2025  
pages: 276  
Images: 742  
Cover: Hardcover; 21.6 x 27.9 cm  
ISBN: 978-1-64724-201-5  
Published: January 2025  
Price \$318.00  
Subject to changes!

#### QuintEd Pty Ltd

 Suite 2/38 Albany St  
NSW 2065 St Leonards  
Australia  
 +61 434521025  
 [admin@quinted.com.au](mailto:admin@quinted.com.au)  
 <http://nginx/anz/en>

## Book information

**Editor:** Fehmer, Vincent  
**Title:** Mastering Interdisciplinary Treatment  
**Subtitle:** How to Leverage Technology, Clinical Skill, and Technical Artistry to Achieve Exquisite Outcomes  
**Series:** QDT Yearbook  
**Short text:**

QDT has always served dental technicians with the best of the best work being done in the field. But technical artistry is only half of the equation, which is why QDT 2025 focuses on the whole picture of interdisciplinary dentistry, highlighting how clinician and technician work together to achieve predictable and esthetic outcomes. This year's issue is stacked with several articles on FP1 prostheses and the digital workflows and procedures required for their planning and delivery, as well as multiple articles on minimally invasive laminate veneers and other topics relevant to daily practice, such as the fabrication of digital complete dentures, shade matching zirconia crowns, and managing the single central incisor. Throughout the issue, the latest technologies and their capabilities are emphasized, truly reflecting this era of digital dentistry while always relying on the foundation of manual skills and artistry, which can never fully be replaced by digital tools. With such a stellar group of contributing authors, this may just be the best issue of QDT yet.

#### Contents

Chapter 01. Segmented Monolithic Zirconia Titanium-Supported Double Full-Arch FP1 Prostheses: A Novel Approach  
Chapter 02. Treating Terminal Dentition with FP1 Prostheses: A Digital Perioprosthodontic Approach  
Chapter 03. Full-Arch Implants: FP1—A Digital Reinterpretation  
Chapter 04. Achieving the FP1 Restoration via Prosthetically Guided Tissue Sculpting  
Chapter 05. Reference Denture Technique: A Paradigm Shift in Contemporary Prosthodontic Rehabilitation  
Chapter 06. Predictable Digital Workflows in Reconstructive Dentistry  
Chapter 07. Porcelain Laminate Veneers in 2025: Combining Technology with Evidence-Based Clinical and Laboratory Workflows  
Chapter 08. Ultrathin Ceramic Veneers to Restore Adjacent Teeth and Implants  
Chapter 09. Laminate Veneers: Preserving the Essence of Natural Teeth  
Chapter 10. Noninvasive and Straightforward Treatment of Localized Tooth Wear with Hybrid Ceramic (PICN): The Orthodontic-Assisted One-Step No-Prep Technique  
Chapter 11. Contrast and Filter Techniques in Ceramic Layering for Natural-Looking Anterior Crowns  
Chapter 12. Anterior Cantilever Bridge with Zirconia Infrastructure Coupled with a Pressed Glass-Ceramic Coating: Clinical and Laboratory Implementation  
Chapter 13. Shade-Matching Technique for Full-Contour Zirconia Crowns  
Chapter 14. Low-Viscosity Resin Infiltration for Enamel White Spots  
Chapter 15. A Digital Leap in Ortho-Restorative Dentistry: Case Report on a Unified Approach to Minimally Invasive Restorations and Orthodontic Treatment  
Chapter 16. How to Manage the Single Central Incisor

#### Authors include:

Gustavo Avila-Ortiz • Markus B. Blatz • Emil Bobev • Romain Ceinos • Florin Cofar • Julian Conejo • Eric Van Dooren • Jonathan Esquivel • Oscar Gonzalez-Martin • Meiken Hayashi • Naoki Hayashi • Alexis Ioannidis • Hans Joit • Eric D. Kukucka • Juan Legaz • Fabio Levratto • Sergio Losas • Amélie Mainjot • Ramon Gomez Meda • Yuki Momma • Flore Moradei • David Norré • Panagiotis Ntovas • Andrea Patrizi • Stavros Pelekanos • Javier Pérez • Jean Richelme • Vassiliki Rizou • Telmo Santos • Kimiyo Sawyer • Nelson RFA Silva • Naif Sinada • Tanya Spyropoulou • Venceslav Stankov • Hiro Tokutomi •

Christina I. Wang

**Categories:** Dental Technology, Prosthodontics, Esthetic Dentistry,  
Interdisciplinary