







Edition: 1st Edition 2016
pages: 848
Images: 4049
Cover: Hardcover, 22,5 x 31 cm
ISBN: 978-1-85097-283-9
Published: July 2016

QuintEd Pty Ltd

 Suite 2/38 Albany St
NSW 2065 St Leonards
Australia
 +61 434521025
 admin@quinted.com.au
 <http://nginx/anz/en>

Book information

Authors: Ueli Grunder
Title: Implants in the Esthetic Zone
Subtitle: A step-by-step treatment strategy
Short text:

With a focus on oral surgery and prosthodontic techniques, this book presents effective implant treatment strategies for the esthetic restoration of anterior teeth. In addition to reviewing biologic principles, treatment planning, indications, esthetic analysis, and prosthetic options, the author details key considerations in each stage of treatment, including gentle tooth extraction, precise implant positioning, criteria for one- and two-stage implant placement, and most importantly, a wide range of soft tissue management techniques to prevent or compensate for tissue loss in the esthetic zone. With ample cases presented in a step-by-step fashion, this book is a useful resource that can help clinicians avoid failures and achieve optimal esthetic success.

Contents

Chapter 01. Introduction

- Why this book?
- Citing of references
- Instruments used
- Materials used

Chapter 02. Esthetics

- General
- Long-term results
- Summary/References

Chapter 03. Possible failures

- Excessively long clinical crown
- Scarring
- Absence of papillae
- Buccal tissue volume deficiency
- Restorative materials that cause soft tissue discoloration
- Summary/References

Chapter 04. Biological principles

- Introduction
- Papilla between an implant and a natural tooth
- Papilla between two adjacent implants
- Buccal area
- Effect of the implant-abutment interface
- Limits of planning
- Summary/References

Chapter 05. Treatment planning principles

- General
- Dental history
- Clinical examination
- Radiographic examination
- Special aspects of clinical and radiographic evaluation
- Summary/References

Chapter 06. Prosthetic planning/alternatives to dental implants

- General
- Replacing a single missing tooth
- Replacing two missing teeth
- Restoring a large edentulous space
- Summary/References

Chapter 07. Prosthetic options to compensate for tissue deficits

- General
- Compensating for vertical defects
- Compensating for lack of papillae
- Compensating for horizontal defects
- Compensating for lack of lip support
- Summary/References

Chapter 08. Initial analysis

- General
- Lip line
- Shape of the jaw
- Tooth shape
- Tooth position
- Adjacent teeth
- Soft tissue
- Available bone
- Width of the edentulous space
- Function
- Occlusion
- Treatment planning based on the pretreatment evaluation
- Application example
- Summary/References

Chapter 09. Extraction

- General
- Papilla collapse at the adjacent tooth after extraction
- Papilla preservation at the adjacent tooth
- Buccal soft tissue support
- Preservation of papilla between two teeth to be extracted
- Ridge preservation procedures
- No ridge preservation measures before implant placement
- Summary/References

Chapter 10. Implant position

- General
- Bucco-oral positioning
- Axial inclination
- Mesiodistal positioning
- Apicocoronal depth
- Ideal implant positioning
- Influence of implant position on prosthetic options
- Number of implants
- Application example
- Consequences of implant malpositioning
- Surgical template
- Summary/References

Chapter 11. Immediate implants

- Initial mistakes
- Learning effects

- Procedures to compensate for tissue loss
- Temporization
- Summary/References

Chapter 12. Implant placement with simultaneous guided bone regeneration (GBR)

- Biological rationale
- Esthetic rationale
- Long-term results
- Surgical procedure
- Failure
- Summary/References

Chapter 13. Two-stage implant procedures

- Ridge augmentation before implant placement - General
- Augmentation with membrane and xenograft
- Augmentation with an autogenous bone block
- Augmentation with an autogenous bone block and membrane
- Augmentation with autogenous bone cone, xenograft, and membrane
- Summary/References

Chapter 14. Soft tissue grafting

- General
- Surgical procedure
- Limits of possibility
- Typical errors
- Inlay graft technique
- Summary/References

Chapter 15. Stage-two implant surgery

- With papilla-sparing incision
- With flap reflection
- With scalloped incision
- Limited punch technique
- Summary/References

Chapter 16. Stage-two surgery with simultaneous soft tissue grafting

- With a horizontal incision
- With flap mobilization
- Roll flap technique
- Envelope technique (tunnel technique)
- Inlay graft
- Summary/References

Chapter 17. Temporary restoration

- Requirements
- The ideal temporary restoration
- Summary

Chapter 18. Prosthetics

- General
- Cemented versus screw-retained
- Soft tissue management with the implant suprastructure
- Final impression of the two-part suprastructure
- Two-piece crown
- One-piece crown
- One-piece bridge
- Retainer for natural teeth

- Summary/References

Chapter 19. Summary: Six case examples step by step

- Immediate implant placement
- Single-tooth implant with GBR
- Two implants with GBR
- Two-stage implant procedure for single tooth replacement
- Two implants, two-stage procedure
- Complex case

Categories: [Esthetic Dentistry, Implantology](#)