





Edition: 1st Edition 2018
pages: 248
Images: 556
Cover: Hardcover, 21 x 28 cm
ISBN: 978-1-78698-004-5
Published: May 2018

QuintEd Pty Ltd

 Suite 2/38 Albany St
NSW 2065 St Leonards
Australia
 +61 434521025
 admin@quinted.com.au
 <http://nginx/anz/en>

Book information

Authors: Mirela Feraru / Nitzan Bichacho
Title: Dental Visualization
Subtitle: A Practical Approach to Digital Photography and Workflow
Short text:

This book provides the practicing clinician with a clear and concise guide to dental photography and its role in modern dentistry. The main aspects are broken down into easy-to-follow chapters, all lavishly illustrated with detailed images. Aspects such as the importance of digital documentation, camera components, and photographic equipment as well as simplified protocols for high-end results, different dental specialties, and troubleshooting are all covered within the book's pages. The authors have condensed their extensive knowledge and expertise into a book that will surely prove invaluable to all those working within modern dental practices.

Contents

Chapter 1. Principles of High-Quality Dental Photography
Chapter 2. Components of Digital Dental Photography
Chapter 3. Simplified Clinical Protocols for High-End Results
Chapter 4. Full Sequence and Settings for Different Specialties
Chapter 5. Direction and Quality of Light - Clinical Relevance
Chapter 6. Troubleshooting
Chapter 7. Ultra-Macro in Dental Photography
Chapter 8. DSD - Digital Smile Design
Chapter 9. Devices Designed Exclusively for Dental Photography

Categories: Radiology and Photography, General Dentistry