





Edition: 1st Edition 2012
pages: 336
Images: 847
Cover: Hardcover
ISBN: 978-88-7492-169-0
Published: February 2012

QuintEd Pty Ltd

 Suite 2/38 Albany St
NSW 2065 St Leonards
Australia
 +61 434521025
 admin@quinted.com.au
 <http://nginx/anz/en>

Book information

Authors: Pasquale Loiacono / Luca Pascoletti
Title: Photography in Dentistry
Subtitle: Theory and Techniques in Modern Documentation

Short text:

Whether they are used for patient communication, consultation with a laboratory or colleague, diagnosis, clinical or legal records, or scientific presentation or publication, images are a much more powerful means of communication in the field of dentistry than the spoken or written word. However, dental photography is lacking set standards that would allow the continuity and reproducibility essential to clinical and scientific documentation. To address this need, this book presents guidelines for photographic documentation that will enable practitioners to produce images that faithfully convey clinical data. Precise instructions, including the positions of the patient, assistant, and practitioner; camera settings and flash positions; aiming and focal points; and the types and positions of required accessories are detailed in text and images, and an example of the desired final image is provided. This comprehensive text provides clinicians with all the information they need to feel confident in creating effective and compelling dental images.

Contents

Part One: Theory

Chapter 01. General Principles of Photography
Chapter 02. The Optical System
Chapter 03. The Concept of Exposure
Chapter 04. Principles of Digital Photography
Chapter 05. The Role of Photography in Clinical Practice
Chapter 06. Camera Settings for Dentistry
Chapter 07. The Orthography of Images
Chapter 08. Flash Units
Chapter 09. Photographing Radiographs

Part Two: Techniques

Chapter 10. Equipment and Accessories
Chapter 11. Extraoral Series
Chapter 12. Intraoral Series
Chapter 13. Photographic Documentation

Categories: Interdisciplinary, Practice Management, Radiology and Photography