







**Edition:** 2nd revised Edition 2018  
**pages:** 200  
**Images:** 226  
**Cover:** Softcover, 16,5 x 24 cm  
**ISBN:** 978-3-86867-387-6  
**Published:** March 2018

#### QuintEd Pty Ltd

 Suite 2/38 Albany St  
NSW 2065 St Leonards  
Australia  
 +61 434521025  
 [admin@quinted.com.au](mailto:admin@quinted.com.au)  
 <http://nginx/anz/en>

## Book information

**Authors:** Harald Ebhardt / Peter A. Reichart / Andrea-Maria Schmidt-Westhausen

**Title:** Curriculum Spezielle Pathologie für Zahnmediziner

**Series:** Curriculum

#### Short text:

The main purpose of this textbook is to present the current state of knowledge of oral diseases. It provides chapters on the theory of inflammation, tumors, and tumor-like lesions of the oral mucosa, diseases of the skin, which can also occur in a similar form in the oral mucosa, as well as systemic diseases, diseases of the salivary glands, dental and maxillary cysts, odontogenic tumors, and diseases of the bones. Oral diseases are presented by combining clinical images with imaging techniques and histopathologic findings.

**Categories:** Student literature, Oral Surgery, Periodontics