




Edition: 1st Edition 2020
pages: 96
Images: 139
Cover: Softcover, 17,2 x 24,1 cm
ISBN: 978-0-86715-827-4
Published: June 2020


Price \$136.00
Subject to changes!

QuintEd Pty Ltd

 Suite 2/38 Albany St
NSW 2065 St Leonards
Australia

 +61 434521025

 admin@quinted.com.au

 <http://nginx/anz/en>

Book information

Editor: Sabeti, Mohammad / Lee, Edward S. / Torabinejad, Mahmoud

Title: PRF Applications in Endodontics

Short text:

Platelet-rich fibrin (PRF) is a second-generation autologous platelet aggregation biomaterial with a wide range of applications in medicine and dentistry. PRF is already frequently used for procedures such as bone grafting and sinus augmentation, but its application can extend to surgical and nonsurgical endodontic procedures as well. This handbook, the first of its kind, is designed to help the clinician understand and use PRF in endodontics. It discusses the science, clinical applications, and techniques for specialists and general practitioners in a concise, easy-to-read format. The applications for PRF for each endodontic procedure are laid out step-by-step with accompanying photographs and case studies.

Contents

Chapter 1. Stem Cells in Regenerative Medicine
Chapter 2. History, Science, Armamentarium, and How to Make PRF
Chapter 3. Nonsurgical Application: PRF for Regeneration Endodontics
Chapter 4. Soft Tissue Applications
Chapter 5. Hard Tissue Applications
Chapter 6. PRF in Endodontic Surgery
Chapter 7. PRF for Socket Preservation

Contributors

Kayvon Javid • Yvonne Kapila • Gregori M. Kurtzman • Edward S. Lee • Carlos Fernando Mourão • Yogalakshmi Rajendran • Mohammad (Mike) Sabeti • C. Cameron Taylor • Mahmoud Torabinejad • Habib Torfi • Eric Wong

Categories: Endodontics