





Edition: 1st Edition 2008
pages: 184
Images: 204
Cover: Hardcover
ISBN: 978-1-85097-097-2
Published: October 2007

QuintEd Pty Ltd

 Suite 2/38 Albany St
NSW 2065 St Leonards
Australia
 +61 434521025
 admin@quinted.com.au
 <http://nginx/anz/en>

Book information

Authors: Keith Horner / Nicholas Drage / David Brettle
Title: Twenty-First Century Imaging
Series: QuintEssentials of Dental Practice

Short text:

Imaging is a key part of clinical practice. To maximise the potential benefit to their patients, dentists need to have an understanding of how imaging systems work. In the 21st century, we are faced with major technological developments in radiology, of which many dentists will be unfamiliar. This book aims to address these challenges by providing a comprehensive introduction to state-of-the-art dental imaging, in particular to the complexities of digital radiology and the advanced techniques available for cross-sectional imaging.

Contents

Chapter 01. The Historical Perspective
Chapter 02. Intraoral X-ray Equipment and Imaging
Chapter 03. Panoramic Equipment and Imaging
Chapter 04. Conventional Image Receptors
Chapter 05. Digital Imaging
Chapter 06. Direct Digital Imaging
Chapter 07. Indirect Digital Imaging
Chapter 08. Image Storage and Handling
Chapter 09. Implant Imaging

Categories: Radiology and Photography, General Dentistry