





Edition: 1st Edition 2022
pages: 768
Images: 2837
Cover: Hardcover, 21 x 28 cm
ISBN: 978-1-78698-104-2
Published: November 2021

Price \$515.00
Subject to changes!

QuintEd Pty Ltd

 Suite 2/38 Albany St
NSW 2065 St Leonards
Australia
 +61 434521025
 admin@quinted.com.au
 <http://nginx/anz/en>

Book information

Editor: Khoury, Fouad
Title: Bone and Soft Tissue Augmentation in Implantology

Short text:

With contributions from:

R. Gruber, Th. Hanser, Ph. Keeve, Ch. Khoury, J. Neugebauer, J. E. Zöller

Bone and Soft Tissue Augmentation in Implantology addresses useful methods of bone grafting procedures in implant treatment based on current biologic principles and constitutes a unique reference in this field. The book describes, in over 760 pages and 2837 mostly color illustrations, the different possibilities available to augment the bone volume in width and height. The information presented includes not only the underlying scientific concepts of the different augmentation techniques with autogenous bone, but also the associated soft tissue management, from safe approaches to different possibilities for soft tissue augmentation and papilla reconstruction techniques.

The book provides surgeons with a basic understanding of the biologic response to bone grafting procedures. Experienced implantologists will benefit from the in-depth background information, details of high-level surgical techniques, and scientific results, which will enable them to optimize their surgical procedures. Each chapter offers a wealth of information on the specific topic covered, with much attention given to the scientific concepts behind each one. Extensive case reports with step-by-step documentation allow readers to gain an impression of what is possible today in the 3D reconstruction procedures of the alveolar crest. Important criteria for success are presented as well as possible complications and their treatment.

Bone and Soft Tissue Augmentation in Implantology is a must-read for every implantologist, oral and maxillofacial surgeon, and any dentist interested in surgery.

Contents

- Chapter 1. Biology of bone regeneration in augmentative procedures
- Chapter 2. Diagnosis and planning of the augmentation procedure
- Chapter 3. Soft tissue management and bone augmentation in implantology
- Chapter 4. Mandibular bone block grafts: diagnosis, instrumentation, harvesting techniques, and surgical procedures
- Special Appendix:
 - A. Use of the maxillary tuberosity (MT) in the immediate dentoalveolar restoration (IDR) technique
 - B. The palatal bone block graft (PBBG)
 - C. Alumni case reports
- Chapter 5. Bone grafts from extraoral sites
- Chapter 6. Clinical and scientific background of tissue regeneration via alveolar callus distraction
- Chapter 7. Complex implant-supported rehabilitation from the temporary to the definitive restoration
- Chapter 8. Risk factors and complications in bone grafting procedures

Categories: Implantology, Oral/Maxillofacial Surgery, Oral Surgery