



QUINTESSENCE PUBLISHING

## 2024 Catalog

Books

Journals

Multimedia



**Tel:**  
(800) 621-0387 (within US)  
(630) 736-3600 (outside US)


**Fax:**  
(630) 736-3633

**Email:**  
service@quintbook.com  
contact@quintbook.com

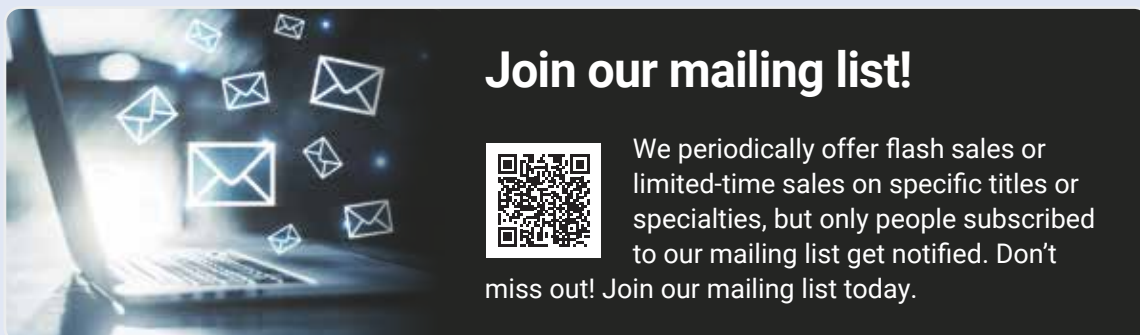
**Address:**  
411 N Raddant Rd  
Batavia, IL 60510

**Website:**  
[www.quintessence-publishing.com](http://www.quintessence-publishing.com)  
Visit our website for expanded information,  
including tables of contents and sample chapters.


**Social Media:**  
Follow us on social media to get access to  
exclusive content and updates on new and  
forthcoming titles!

 @QuintessencePublishingUS

 @quintpubusa



## Join our mailing list!



We periodically offer flash sales or limited-time sales on specific titles or specialties, but only people subscribed to our mailing list get notified. Don't miss out! Join our mailing list today.



# SAVE THE DATE!



**More information coming soon:**  
[quint.link/isprd25](http://quint.link/isprd25)

15<sup>TH</sup> INTERNATIONAL SYMPOSIUM ON  
PERIODONTICS & RESTORATIVE DENTISTRY

## ISPRD25

**JUNE 12-15 • BOSTON**



# Table of Contents

---

General Dentistry .....	2
Endodontics .....	5
Functional Therapy .....	7
Orthodontics .....	8
Restorative Dentistry .....	10
Patient Education .....	12
Prosthodontics .....	13
Dental Technology .....	16
Periodontics .....	17
Implantology .....	19
OMS/Oral Surgery .....	25
Esthetic Dentistry .....	28
Dermatology .....	29
Cell-to-Cell .....	30
En español .....	31
En français .....	32
Journals .....	33
Index .....	36



## eBooks

Select eBooks are available through Amazon, Apple, Barnes & Noble, and other online outlets. Check your favorite retailer for prices and availability.

## Key

- = eBook available
- F = French edition available
- E = Spanish edition available



## Don't forget our clearance titles!

Scan the QR code to view our clearance books. Clearance prices are only good while supplies last. Stock up and save big!



## Forthcoming



Stephan Beuer, Martin Stangl, Pat Allen


### Basic Dental Suturing

A Practical Handbook

72 pp (softcover); 271 illus; ISBN 978-1-78698-123-3 (BG157); **US \$58**

**Available March 2024**

This handbook introduces the reader step by step to high-quality suturing in dental surgery.



Wael Att, Siegbert Witkowski, Jörg Strub (Eds)

### Digital Workflow in Reconstructive Dentistry

344 pp; 812 illus; ©2019; ISBN 978-1-78698-025-0 (BG129); **US \$178**

Understand how to integrate the digital workflow into daily practice.




Alessandro Agnini, Andrea Mastroso Agnini

### The Digital Revolution 2.0

Clinico-Technical Applications in Daily Practice

448 pp; 1,240 illus; ©2023; ISBN 978-88-7492-097-6 (BI042); **US \$192**

Help all team members succeed with advanced and innovative digital dentistry techniques and workflows.

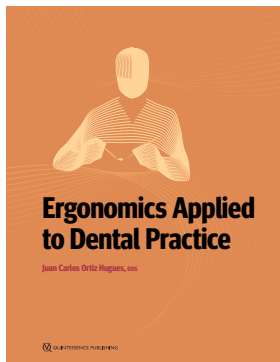


William E. Mason

### The Dentist's Guide to Atraumatic Extractions

144 pp (softcover); 467 illus; ©2023; ISBN 978-1-64724-139-1 (B1391); **US \$88**

Every tooth in the mouth can be removed atraumatically, and this book shows how.




Juan Carlos Ortiz Hugues

### Ergonomics Applied to Dental Practice

132 pp (softcover); 116 illus; ©2023; ISBN 978-1-64724-090-5 (B0905); **US \$58**

Prevent musculoskeletal disorders by adopting the four principles of dental ergonomics: body bio-mechanics, an ergonomic stool, four-handed dentistry, and a surgical microscope.




Al Reader, John Nusstein, Melissa Drum

### Successful Local Anesthesia for Restorative Dentistry and Endodontics

Second Edition  
240 pp (softcover); 196 illus; ©2017; ISBN 978-0-86715-743-7 (B7437); **US \$88**

Presents the rationale, advantages, and limitations of the various anesthetic agents and routes of administration.




Daniel Ninan

### Dentistry and the Pregnant Patient

160 pp (softcover); ©2018; ISBN 978-0-86715-779-6 (B7796); **US \$10**

Easy-to-use guide to help dentists of all specialties provide safe, effective care for their pregnant patients.




Eli Eliav (Ed)

### Quintessence International, Volume 1

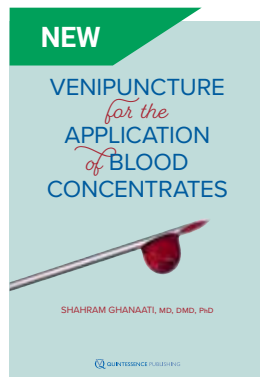
216 pp; 100 illus; ©2024; ISBN 978-1-78698-143-1 (BG171); **US \$108**

A compilation of selected articles representing the most significant work from the past year. Available at a discounted price for QI subscribers.







Katrin Bekes  
**Molar Incisor Hypomineralization** ●  
 188 pp; 372 illus; ©2022;  
 ISBN 978-1-78698-124-0 (BG154);  
**US \$108**  
 Comprehensive reference on MIH with practical advice for diagnosis and treatment.



Shahram Ghanaati  
**Venipuncture for the Application of Blood Concentrates**  
 66 pp (softcover); 88 illus; ©2024;  
 ISBN 978-1-64724-194-0 (B1940);  
**US \$20**  
 Learn to prepare blood concentrates safely, efficiently, and with the best possible results.



Andreas Filippi, Irène Hitz Lindenmüller (Eds)  
**The Tongue** ●  
 216 pp; 591 illus; ©2019;  
 ISBN 978-0-86715-776-5 (B7765);  
**US \$78**  
 Atlas of more than 50 specific diseases and health concerns that may present signs and symptoms in the tongue.

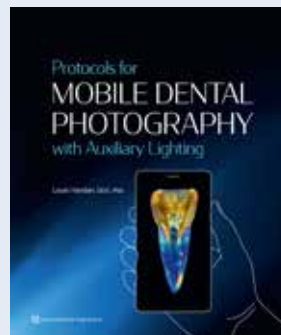


J. William Robbins, Jeffrey S. Rouse  
**Global Diagnosis** ●  
**A New Vision of Dental Diagnosis and Treatment Planning (eBook)**  
 244 pp; 598 illus; ©2016;  
 ISBN 978-0-86715-523-5 (B5235);  
 How to diagnose and treat patients based on the five CORE questions of global diagnosis.

## Photography



Miguel A. Ortiz  
**Lit E**  
**The Simple Protocol for Dental Photography in the Age of Social Media**  
 248 pp; 357 illus; ©2019;  
 ISBN 978-0-86715-802-1 (B8021); **US \$98**  
 Breaks down the fundamentals of dental photography for clinical practice by outlining the concepts, equipment, and key protocols for taking predictable clinical photographs.




Louis Hardan  
**Protocols for Mobile Dental Photography with Auxiliary Lighting** ●  
 128 pp; 315 illus; ©2020;  
 ISBN 978-0-86715-946-2 (B9462);  
**US \$75**  
 You can get similar-quality images with a smartphone camera as with a DSLR camera; you just need to know how to use it.



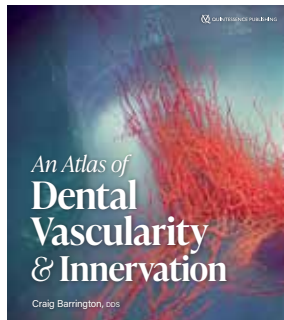
Mirela Feraru, Nitzan Bichacho  
**Dental Visualization**  
**A Practical Approach to Digital Photography and Workflow**  
 248 pp; 556 illus; ©2018;  
 ISBN 978-1-78698-004-5 (BG128);  
**US \$158**  
 Focuses on the concept of dental visualization: dental photographs that are taken and used as a clinically relevant tool.

# General Dentistry



**Forthcoming**


Markus Tröltzsch, Philipp Kauffmann, Matthias Tröltzsch (Eds)  
**Medicine in Dentistry**  
 498 pp; 378 illus; ISBN 978-1-78698-114-1 (BG172);  
**Available August 2024**  
 Considers medical challenges in everyday dental planning and practice in a problem- and action-oriented manner.



Craig Barrington (Eds)  
**An Atlas of Dental Vascularity & Innervation**  
 144 pp; 178 illus; ©2022; ISBN 978-1-64724-100-1 (B1001);  
**US \$98**  
 Breathtaking photographs of human teeth that have been made transparent.



Primitivo Roig  
**Slow and Grow E**  
 768 pp; 200 illus; ©2020; ISBN 978-84-89873-84-1 (BS004);  
**US \$315**  
 Slow dentistry offers us a vision of doing more with less, prioritizing quality, and enjoying the emotional bond with the patient.




Leonard Goldstein, Alfred Mauro Lindsay M. Gilbert (Eds)  
**A Guide to Dental Sedation** ●  
 (eBook)  
 208 pp; 46 illus; ©2022; ISBN 978-0-86715-793-2 (I7932);  
**US \$48.99**  
 Bridges the gap between classroom instruction and the actual application of various methods of sedation in dental practice.

# Pediatric Dentistry

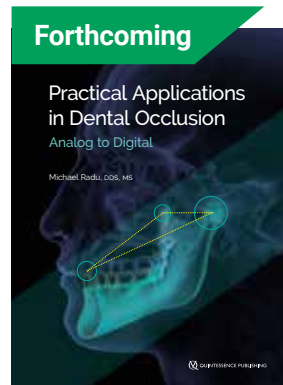


**Hidden Gem**

Ulrike Uhlmann  
**Dentistry for Kids** ●  
**Rethinking Your Daily Practice**  
 200 pp; 187 illus; ©2020; ISBN 978-1-64724-013-4 (B0134); **US \$50**  
 Make it fun. Make it evidence based. An essential resource for anyone working with kids in dentistry.

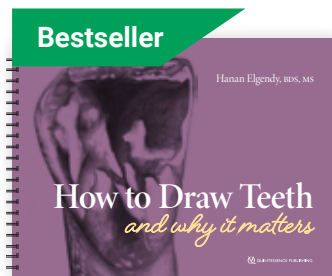


Christian H. Splieth (Ed)  
**Revolutions in Pediatric Dentistry**  
 224 pp; 150 illus; ©2011; ISBN 978-1-85097-212-9 (BG097); **US \$98**  
 Discusses the most recent innovations in dentistry with direct implications for pediatric treatment and explores the rationale behind advocated changes in clinical practice.



**Forthcoming**

Michael Radu  
**Practical Applications in Dental Occlusion**  
**Analog to Digital**  
 200 pp (softcover); 210 illus; ISBN 978-64724-126-1 (B1261);  
**Available Spring 2024**  
 Breaks occlusion down to its core components, providing practical guidance on when and how to change occlusion and how to accurately record the new maxillo-mandibular relationship.

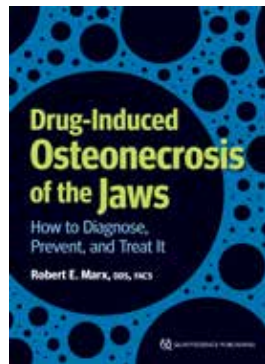


**Bestseller**


Hanan Elgendy  
**How to Draw Teeth and why it matters**  
 120 pp (spiral bound); 160 illus; ©2022; ISBN 978-1-64724-0-448 (B0448); **US \$48**  
 Learn how to draw the fine details of each tooth and reproduce its morphology.




Christian H. Splieth  
**Revolutions in Preventive Dentistry** ●  
 240 pp; 350 illus; ©2021;  
 ISBN 978-1-78698-099-1 (BG135);  
**US \$138**  
 Preventive care based on evidence and clinically proven methods.



Robert E. Marx  
**Drug-Induced Osteonecrosis of the Jaws** ●  
**How to Diagnose, Prevent, and Treat It**  
 104 pp (softcover); 105 illus;  
 ©2022; ISBN 978-1-64724-089-9 (B0899); **US \$58**  
 Treat DIONJ effectively and prevent it whenever possible.



Thomas J. Hilton, Jack L. Ferracane, James C. Broome (Eds)  
**Summitt's Fundamentals of Operative Dentistry** ●  
**A Contemporary Approach, Fourth Edition**  
 612 pp; 1,696 illus; ©2013;  
 ISBN 978-0-86715-528-0 (B5280);  
**US \$128**  
 Trusted textbook on clinical restorative dentistry.

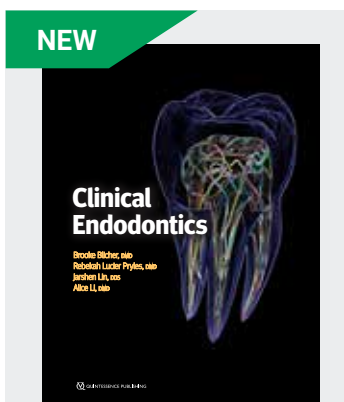


Michael Okuji (Ed)  
**Dental Careers** ●  
**Finding a Job in the 21st Century (eBook)**  
 134 pp; 4 illus; ©2022;  
 ISBN 978-1-64724-106-3 (I1063);  
**US \$25.99**  
 Best practices for navigating the job search.




Find Endodontics titles on our website


## Endodontics




Brooke Blicher, Rebekah Lucier Pyles, Jarshen Lin, Alice Li  
**Clinical Endodontics**  
 244 pp; 410 illus; ©2024;  
 ISBN 978-1-64724-175-9 (B1759);  
**US \$110**  
 Guides readers through common errors and risk factors, recommendations for preventing mishaps, and methods to manage these challenges.



Brooke Blicher, Rebekah Lucier Pyles, Jarshen Lin  
**Endodontics Review** ●  
**Second Edition**  
 352 pp (softcover); 237 illus;  
 ©2022; ISBN 978-0-86715-831-1 (B8311); **US \$78**  
 Up-to-date and comprehensive review of all the key topics in endodontics.

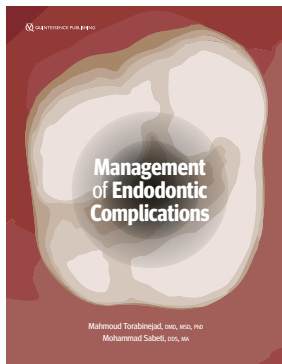


John A. Khademi  
**Advanced CBCT for Endodontics** ●  
**Technical Considerations, Perception, and Decision-Making**  
 352 pp; 688 illus; ©2017;  
 ISBN 978-0-86715-720-8 (B7208);  
**US \$98**  
 How to use and interpret CBCT in endodontics.



Mohammad Sabeti, Edward S. Lee, Mahmoud Torabinejad (Eds)  
**PRF Applications in Endodontics** ●  
 96 pp (softcover); 139 illus;  
 ©2020; ISBN 978-0-86715-827-4 (B8274); **US \$28**  
 Understand and use PRF in endodontics.

# Endodontics



Mahmoud Torabinejad, Mohammad Sabeti (Eds)

## Management of Endodontic Complications ●

From Diagnosis to Prognosis

288 pp; 575 illus; ©2023; ISBN 978-1-64724-052-3 (B0523); US \$148

Guides readers through common errors and risk factors, recommendations for preventing mishaps, and methods to manage these challenges.




José F. Siqueira Jr, Isabela N. Rôças (Eds)

## Treatment of Endodontic Infections ●

Second Edition

576 pp; 717 illus; ©2022; ISBN 978-1-78698-112-7 (BG149); US \$218

Effective treatment options to prevent apical periodontitis and facilitate periradicular tissue healing.

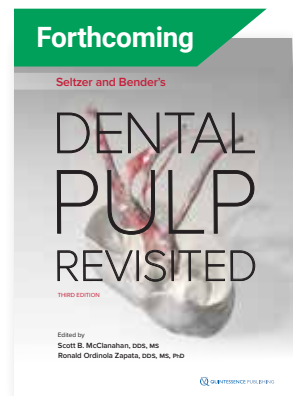


Bertrand Khayat, Guillaume Jouanny

## Microsurgical Endodontics

256 pp; 391 illus; ©2019; ISBN 978-2-36615-057-5 (BF014); US \$225

Predictable surgical strategies in microsurgical endodontics.



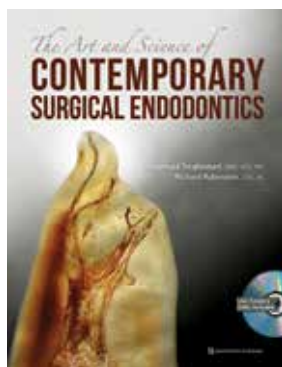
Scott B. McClanahan, Ronald Ordinola Zapata (Eds)

## Seltzer and Bender's Dental Pulp Revisited

Third Edition

ISBN 978-1-64724-188-9 (B1889); Available Fall 2024

Fully updated edition of the classic text exploring dental pulp and its interaction with other tissues.




Mahmoud Torabinejad, Richard Rubinstein (Eds)

## The Art and Science of Contemporary Surgical Endodontics ●

(Book/DVD set)

336 pp; 685 illus; ©2017; ISBN 978-0-86715-731-4 (B7314); US \$128

Basic science meets the art of treatment planning and surgical procedures in endodontics.



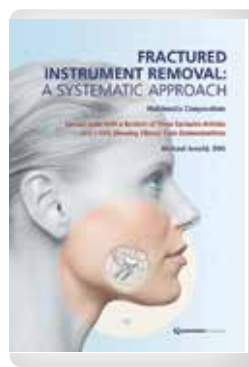
Richard C. Schwartz, Venkat Canakapalli

## Best Practices in Endodontics ●

A Desk Reference

336 pp; 1,638 illus; ©2015; ISBN 978-0-86715-677-5 (B6775); US \$128

A compilation of practical information on how to perform most common endodontic procedures.



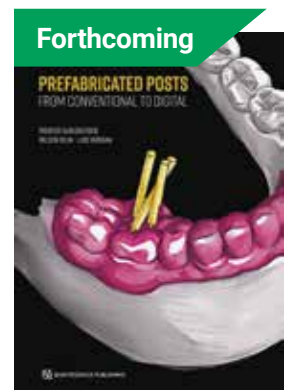
Michael Arnold

## Fractured Instrument Removal

A Systematic Approach (DVD)

Format: NTSC/PAL; 140 min; 30 pp booklet; 85 illus; ©2014; ISBN 978-1-85097-273-0 (C0300); US \$20

Simple, step-by-step strategy for instrument removal.



Rodrigo de Castro Albuquerque, Nelson Renato Silva, Luís Fernando Morgan dos Santos Alves

## Prefabricated Posts

From Conventional to Digital

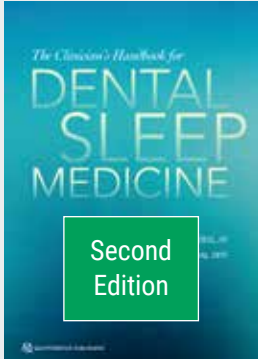
280 pp; 1,023 illus; ISBN 978-1-78698-144-8 (BG173); Available Spring 2024

Focuses on preserving the healthy tooth structure as much as possible using both conventional and digital methodologies.





## Forthcoming



Steve Carstensen,  
Ken Berley  
**The Clinician's Handbook for Dental Sleep Medicine**  
Second Edition  
ISBN 978-1-64724-196-4 (B1964); **Available Fall 2024**

Oral appliance therapy results in much better adherence than CPAP for patients with obstructive sleep apnea. This new update of the bestselling title is the how-to guide for incorporating dental sleep medicine into an existing dental practice, including step-by-step instructions for examination, appliance selection, follow-up care, complications, legal issues, and medical insurance and Medicare considerations.



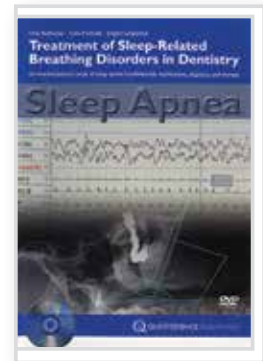
Gilles J. Lavigne, Peter A. Cistulli,  
Michael T. Smith (Eds)

### **Sleep Medicine for Dentists** ●

**An Evidence-Based Overview, Second Edition**

224 pp; 40 illus; ©2020;  
ISBN 978-0-86715-828-1 (B8281);  
**US \$50**

Explains the neurobiologic mechanisms of sleep and how they can be affected by breathing disorders, bruxism, and pain.




Uwe Bußmeier, Uwe Fremder,  
Jürgen Langenhan

### **Sleep Apnea**

**Treatment of Sleep-Related Breathing Disorders in Dentistry (DVD-ROM)**

Format: NTSC; 68 min; ©2011;  
ISBN 978-3-938947-85-5 (C3005);  
**US \$178**

Presents treatment of the two main causative bite relationships associated with sleep apnea—the edge-to-edge bite and the deep bite.




Gary D. Klasser, Marcela Romero Reyes (Eds)

### **Orofacial Pain** ●

**Guidelines for Assessment, Diagnosis, and Management, Seventh Edition**

368 pp (softcover); ©2023;  
ISBN 978-1-64724-037-0 (B0370);  
**US \$65**

Updated, relevant information on all things orofacial pain from the AAOP.



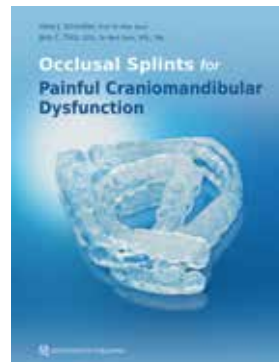
Daniel A. Paesani (Ed)

### **Bruxism** ■

**Theory and Practice**

552 pp; 958 illus; ©2010;  
ISBN 978-1-85097-191-7 (BG081);  
**US \$248**

Explores the effects of bruxism on the masticatory system and the essentials of treatment.




Hans Jürgen Schindler,  
Jens Christoph Türp (Eds)

### **Occlusal Splints for Painful Craniomandibular Dysfunction** ●

184 pp; 250 illus; ©2022;  
ISBN 978-0-86715-795-6 (B7956);  
**US \$98**

Practical guide for the treatment of craniomandibular dysfunction.



Martin Gross


### **The Science and Art of Occlusion and Oral Rehabilitation**

544 pp; 3,406 illus; ©2015;  
ISBN 978-1-85097-215-0 (BL030);  
**US \$320**


Detailed, up-to-date information on all aspects of occlusion and oral rehabilitation.




Kwangchul Choy  
**Burstone's Biomechanical Foundation of Clinical Orthodontics** ●  
 Second Edition  
 516 pp; 1,584 illus; ©2022;  
 ISBN 978-0-86715-949-3 (B9493);  
**US \$160**  
 Plan cases with predictability and achieve exceptional results.



Nasib Balut (Ed)  
**Passive Self-Ligation from A to Z** ●  
 (eBook)  
 332 pp; 2,063 illus; ©2022;  
 ISBN 978-1-64724-099-8 (I0998);  
**US \$77.99**  
 The how-to guide for PSL in orthodontics, from diagnosis to bracket placement to finishing—and everything in between.



Werner Schupp, Julia Haubrich  
**Aligner Orthodontics and Orofacial Orthopedics** ●  
 672 pp; 3,500 illus; ©2023;  
 ISBN 978-1-78698-106-6 (BG159);  
**US \$266**  
 How to successfully integrate aligner orthodontics into clinical practice.



Nearchos C. Panayi (Ed)  
**Customized Orthodontic Appliances** ●  
 Theory, Design, Application  
 232 pp; 534 illus; ©2021;  
 ISBN 978-1-64724-051-6 (B0516);  
**US \$98**  
 Digital technology used in orthodontic treatment.



**Bestseller**


Sandra Tai  
**Clear Aligner Technique** E ●  
 320 pp; 1,344 illus; ©2018;  
 ISBN 978-0-86715-777-2 (B7772); **US \$218**

This book approaches clear aligner treatment from a diagnosis and treatment-planning perspective, discussing time-tested orthodontic principles like biomechanics and anchorage and demonstrating how to apply them to orthodontic cases using these appliances. Learn how to use clear aligners, program a suitable treatment plan, design digital tooth movements, and clinically execute the treatment.

**Now in 10 languages!**




David M. Sarver  
**Dentofacial Esthetics** ●  
 From Macro to Micro  
 512 pp; 2,500+ illus; ©2020;  
 ISBN 978-0-86715-888-5 (B8885);  
**US \$178**  
 See the face and dentition in a different way.



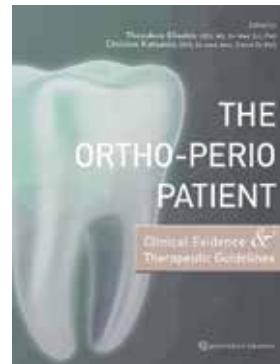
Vincent G. Kokich, David P. Mathews  
**Orthodontic and Surgical Management of Impacted Teeth** ●  
 188 pp (softcover); 590 illus;  
 ©2014; ISBN 978-0-86715-445-0 (B4450); **US \$106**  
 Each chapter focuses on a specific impacted tooth and how it can be surgically uncovered and orthodontically moved.

## Forthcoming




Rafi Romano (Ed)  
**Orthodontic Mindset**  
 The secrets behind successful orthodontic treatment  
 200 pp; 500 illus;  
 ISBN 978-1-78698-125-7 (BG174);  
**Available Fall 2024**

Over the past two decades, the field of orthodontics has seen many changes in terms of appliances, diagnostic and simulation tools, and treatment protocols. From diagnosis through simulation to treatment planning and clinical workflow, this practical and useful book provides the reader with a range of treatment modalities for buccal and lingual braces, clear aligners, and other functional orthodontic appliances.



Theodore Eliades, Christos Katsaros (Eds)  
**The Ortho-Perio Patient**  
**Clinical Evidence & Therapeutic Guidelines**  
 224 pp; 346 illus; ©2019;  
 ISBN 978-0-86715-679-9 (B6799);  
**US \$98**

Analyze the scientific and clinical interactions of ortho and perio.




Kazuki Kasai, Naoto Suda, Kazuhito Arai  
**Orthodontic Handbook for Dental Assistants**  
 (eBook)  
 167 pp; 397 illus; ©2018;  
 ISBN 978-0-86715-744-4 (I7444);  
**US \$15.99**

Handbook of basic knowledge of orthodontic treatment for dental assistants.



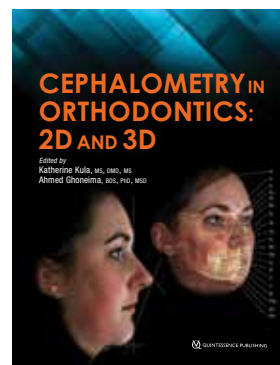
Christos Katsaros, Theodore Eliades  
**Stability, Retention, & Relapse in Orthodontics**  
 226 pp; 403 illus; ©2017;  
 ISBN 978-1-78698-019-9 (BG125); **US \$128**

Develop targeted retention plans for individual patients and treatment plans for long-term stability with strategic insight.




Francesco Pedetta  
**New Straight Wire**  
 Strategies and Mechanics for a Programmed Approach to Orthodontic Treatment  
 160 pp; 441 illus; ©2020;  
 ISBN 978-0-86715-824-3 (B8243);  
**US \$98**

Use the New Straight Wire (NSW) technique to systematically calculate and plan necessary tooth movements before treatment.



Katherine Kula, Ahmed Ghoneima (Eds)  
**Cephalometry in Orthodontics**  
 2D and 3D  
 208 pp; 338 illus; ©2018;  
 ISBN 978-0-86715-762-8 (B7628); **US \$78**

How to use cephalometry in clinical practice.



Kunihiko Miyashita  
**Contemporary Cephalometric Radiography**  
 292 pp; 929 illus; ©1996;  
 ISBN 978-4-87417-517-0 (BJ001);  
**US \$195**

Radiographs of the skull juxtaposed with photographs and drawings.



**NEW**

Jean-François Lasserre

**Fusion**  
Art and Nature in Ceramic Restorations  
(2-volume set)

792 pp in 2 volumes; 2,266 illus; ©2024;  
ISBN 978-1-78698-137-0 (BG162); **US \$269**

**Available Spring 2024**

A synthesis of current restorative dentistry, including mimetic, minimal adhesive dentistry, optimal use of new ceramics, and functional integration.

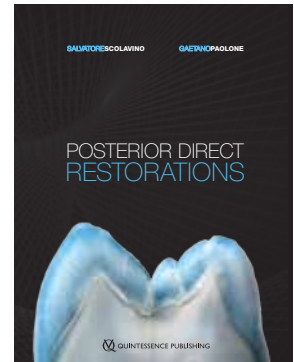


Newton Fahl, Jr, André V. Ritter

**Composite Veneers E**  
The Direct-Indirect Technique

296 pp; 1,077 illus; ©2020;  
ISBN 978-0-86715-959-2 (B9592); **US \$218**

Achieve improved mechanical properties, excellent esthetics, and unrivaled marginal adaptation and polishing.



Salvatore Scolavino, Gaetano Paolone

**Posterior Direct Restorations ●**

264 pp; 1,642 illus; ©2021;  
ISBN 978-0-86715-823-6 (B8236); **US \$198**

Create conservative and esthetic direct restorations of posterior teeth using composite resin.




Bora Korkut

**Composite Restorations in Anterior Esthetics**

ISBN 978-1-78698-139-4 (BG175); **Available Fall 2024**

Esthetic and long-lasting composite restorations for all types of anterior cases.



Stefano Bottacchiari

**Composite Inlays and Onlays**  
Structural, periodontal, and endodontic aspects

572 pp; 3,886 illus; ©2016;  
ISBN 978-88-7492-019-8 (BI034); **US \$298**

Diagnosis, indications, adhesive systems, cavity preparation, buildup and preparation, inlay and onlay protocols, and more.

**Bestseller**


Pascal Magne, Urs Belsler

**Biomimetic Restorative Dentistry E**  
Second Edition (2-volume set)

888 pp in 2 volumes; 2,500 illus; ©2022;  
ISBN 978-0-86715-572-3 (B5723); **US \$460**

The core of this book centers on the application of the biomimetic principle—that restoring or mimicking the biomechanical, structural, and esthetic integrity of the teeth is paramount—in the form of bonded restorations using composite resins and ceramics, covering indications, treatment planning, diagnosis, tooth preparation and impression, laboratory and CAD/CAM procedures, final delivery, follow-up, maintenance, and repair.





**NEW**

Marcelo A. Calamita

## Esthetics in Function **E** ●

**Integrating the Occlusal Principles in the Smile Reconstruction**

648 pp; 1,462 illus; ©2023; ISBN 978-1-78698-134-9 (BG161); **US \$278**

The main themes of this book—planning and occlusion—are inseparable determinants for the success of every restorative treatment and for the long-term reputation of a dental practice. Thus, this book presents protocols containing all the relevant aspects related to case planning and occlusion with different degrees of complexity.




Douglas A. Terry, Willi Geller

## Esthetic and Restorative Dentistry

**Material Selection and Technique, Third Edition (Book/DVD set)**

792 pp; 2,584 illus; ©2018; ISBN 978-0-86715-763-5 (B7635); **US \$178**

A completely updated, revised, and newly illustrated overview of modern esthetic and restorative dentistry.



Douglas A. Terry

## Restoring the Intraradicular Space ●

**Esthetic Post Systems**

268 pp; 895 illus; ©2021; ISBN 978-1-64724-056-1 (B0561); **US \$48**

Learn the significance of the adhesive design concept when restoring the intraradicular post space.




Douglas A. Terry

## Restoring with Flowables **E** ●

292 pp; 914 illus; ©2017; ISBN 978-0-86715-668-3 (B6683); **US \$48**

Expand dental treatment options, improve precision and predictability, and reduce chair time with flowables.

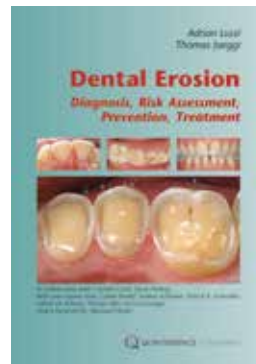


Ronaldo Hirata

## Recipes for composite restorations **E**

456 pp; 1,076 illus; ©2022; ISBN 978-1-64724-101-8 (B1018); **US \$268**

Learn how to take the heat and take your restorative protocols to the next level.



Adrian Lussi, Thomas Jaeggi (Eds)

## Dental Erosion **E**

**Diagnosis, Risk Assessment, Prevention, Treatment**

144 pp; 220 illus; ©2011; ISBN 978-1-85097-218-1 (BG099); **US \$82**

Comprehensive overview of dental erosion.



Maciej Żarow (Ed)

## Veneers ●

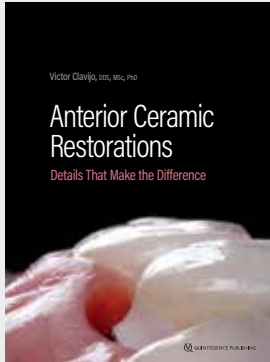
**Fantasy, Risk, Success**

352 pp; 1,526 illus; ©2023; ISBN 978-1-78698-116-5 (BG156); **US \$158**

Understand how to fabricate and deliver veneers with outstanding predictability.

# Restorative Dentistry

Forthcoming




Victor Clavijo  
**Anterior Ceramic Restorations** **E**

**Details That Make the Difference**

472 pp; 3,500 illus;  
 ISBN 978-1-78698-135-6 (BG165);  
**Available Summer 2024**

The objective of this superb book is to outline clinical protocols for ceramic restoration in the esthetic zone, from the basics of esthetic planning to the ins and outs of adhesive cementation. The exploration of each topic is based on scientific evidence and answers the triad of questions that matter most—when, how, and why each procedure can be performed. The full picture is developed with effective clinical cases that demonstrate the details that make the most difference in achieving optimal results.




Stephen J. Chu, Rade D. Paravina,  
 Irena Sailer, Adam J. Mieszko

**Color in Dentistry** ●

**A Clinical Guide to Predictable Esthetics**

256 pp; 890 illus; ©2017;  
 ISBN 978-0-86715-745-1 (B7451);  
**US \$48**

Accurately match, communicate,  
 and reproduce the color of teeth  
 and gingiva.



Jordi Manauta, Anna Salat,  
 Walter Devoto, Angelo Putignano

**Layers 2** **E**

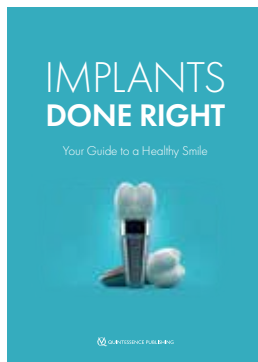
**Direct Composites: The Styleitaliano Clinical Secrets**

544 pp; 2,454 illus; ©2022;  
 ISBN 978-88-7492-090-7 (BI040);  
**US \$258**

Solve everyday challenges in  
 esthetic restorative dentistry and  
 encourage the mastery of direct  
 techniques.

## Patient Education

Find these titles  
 on our website



**Implants Done Right**  
**Your Guide to a Healthy Smile**

120 pp (softcover); 91 illus;  
 ©2022; ISBN 978-1-64724-142-1  
 (B1421); **US \$39**

This is the book to have in your  
 waiting room if you want to encour-  
 age your patients to consider dental  
 implants.



Douglas A. Terry  
**What's in Your Mouth?  
 What's in Your Child's  
 Mouth?** **E**

66 pp; 96 illus; ©2013;  
 ISBN 978-0-86715-618-8 (B6188);  
**US \$15**

Introduces children to the impor-  
 tance of daily hygiene; provides  
 parents information to guide their  
 children's oral health habits. Two  
 books in one!



Douglas A. Terry  
**What's in Your Mouth?**  
**Your Guide to a Lifelong Smile**

48 pp; 98 illus; ©2014;  
 ISBN 978-0-86715-666-9 (B6669);  
**US \$15**

Shows adult patients what can  
 happen if they neglect their teeth.  
 Demonstrates proper brushing and  
 flossing techniques.



Douglas A. Terry  
**Smile!** ●  
**Your Guide to Esthetic Dental  
 Treatment**

54 pp; 131 illus; ©2014;  
 ISBN 978-0-86715-667-6 (B6676);  
**US \$15**

Before and after photos reveal  
 improvements that are possible  
 with crown lengthening, composite  
 restoration, or veneers.



**NEW**



Didier Dietschi, Carlo Massimo Saratti, Serge Erpen


**Tooth Wear ●**

Interceptive treatment approach with minimally invasive protocols

850 pp; 2,700 illus; ©2023; ISBN 978-1-78698-115-8 (BG160); **US \$348**

How to prevent tooth wear progression and treat tooth wear with indirect and CAD/CAM-produced restorations.

**NEW**



Debora R. Vilaboa, Beatriz R. Vilaboa, Jose Manuel Reuss, Debora Reuss


**Tooth Wear ●**

The Quintessential Challenge

395 pp; 1,284 illus; ©2023; ISBN 978-1-78698-120-2 (BG155); **US \$238**

Multidisciplinary approach to worn dentitions that promotes early detection, thorough assessment, and conservative treatment.

**Hidden Gem**




Antonio H.C. Rodrigues, CD, CAGS, MSD

**Treatment Planning ●**

in Restorative Dentistry and Implant Prosthodontics

320 pp; 1,100 illus; ©2020; ISBN 978-0-86715-826-7 (B8267); **US \$100**

A roadmap to planning comprehensive treatments from start to finish.



Stefan Koubi

**Laminate Veneers**

20 Recipes for Smile Design

708 pp; 1,200+ illus; ©2020; ISBN 978-2-36615-055-1 (BF015); **US \$258**

Enhance the smile while enforcing function and occlusion with laminate veneers.



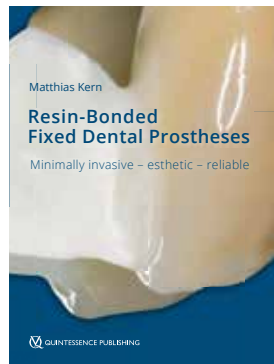
Konrad Meyenberg

**Restorative Gap Management in the Esthetic Zone ●**

Orthodontics | Direct Composite Bonding | Veneers | Bonded & All-Ceramic Bridges | Implants

176 pp; 525 illus; ©2023; ISBN 978-1-78698-130-1 (BG163); **US \$108**

A wide spectrum of therapeutic means to deal with gaps in the anterior region.



Matthias Kern

**Resin-Bonded Fixed Dental Prostheses ●**

Minimally invasive, esthetic, reliable

264 pp; 888 illus; ©2017; ISBN 978-1-78698-020-5 (BG127); **US \$148**

Protocols necessary to achieve success when replacing incisors, canines, and premolars with single-retainer resin-bonded fixed dental prostheses.



**Esthetic Rehabilitation in Fixed Prosthodontics E F ●**

Mauro Fradeani


**Volume 1: Esthetic Analysis: A Systematic Approach to Prosthetic Treatment**

352 pp; 1,136 illus; ©2004; ISBN 978-1-85097-108-5 (B1004); **US \$258**

Mauro Fradeani, Giancarlo Barducci

**Volume 2: Prosthetic Treatment: A Systematic Approach to Esthetic, Biologic, and Functional Integration**

600 pp; 2,500 illus; ©2008; ISBN 978-1-85097-171-9 (B1005); **US \$320**




Kevin D. Huff, Douglas G. Benting

**The Art of Complete Denture Therapy for the General Practitioner ●**

216 pp; 451 illus; ©2022; ISBN 978-0-86715-967-7 (B9677); **US \$148**

Takes the reader step by step through the process of fabricating removable complete dentures from the very first appointment through impressions, delivery, and maintenance.




**NEW**

Marko Jakovac  
**Protocol**  
**Standardisation in Fixed Prosthodontics**

732 pp; 1200 illus; ©2024;  
 ISBN 978-1-78698-117-2 (BG170); **US \$320**


Enhance your expertise with this comprehensive text that presents the key steps to success at every stage of therapy: planning, execution, manufacturing, and finalization. Learn key principles and techniques for effective and minimally invasive tooth preparation; embrace the latest techniques and technologies for creating high-quality prosthetic restorations; explore the intricacies of cementation for optimal adhesion and retention; and learn how to strategize to maintain restoration success and oral health.



Stefan Wolfart (Ed)  
**Implant Prosthodontics**  
**A Patient-Oriented Strategy**

728 pp; 2,163 illus; ©2016;  
 ISBN 978-1-85097-282-2 (BG115);  
**US \$298 \$138**


Coherent, evidence-based strategies for prosthodontically driven implant surgery and custom esthetic restoration.



Paul Sipos, Andreas Nolte  
**Casebook**

392 pp; 1,000 illus;  
 ISBN 978-1-78698-138-7 (BG176); **Available Fall 2024**

Showcases clinical procedures to treat anterior dental anomalies with implants.




Herbert T. Shillingburg Jr, David A. Sather, Edwin L. Wilson Jr, Joseph R. Cain, Donald L. Mitchell, Luis J. Blanco, James C. Kessler

**Fundamentals of Fixed Prosthodontics**  
**Fourth Edition**

584 pp; 1,455 illus; ©2012;  
 ISBN 978-0-86715-475-7 (B4757);  
**US \$128**

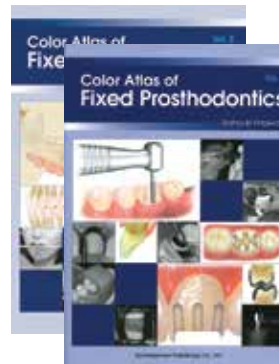
An introduction to prosthodontic techniques using fixed partial dentures and cast metal, metal-ceramic, and all-ceramic restorations.



Lino Calvani  
**Fundamentals of Treatment Planning**

**Guidelines on how to develop, plan, write, and deliver a prosthodontic care project**  
 308 pp; 97 illus; ©2020;  
 ISBN 978-0-86715-792-5 (B7925);  
**US \$168**


Prosthodontic treatment planning, tools, and more.



Yoshiyuki Hagiwara  
**Color Atlas of Fixed Prosthodontics**

**Volume 1**  
 196 pp (softcover); 539 illus; ©2013;  
 ISBN 978-4-7812-0320-1 (BJ015);  
**US \$120**  
 Reviews the fundamental prosthetic protocols.

**Volume 2**  
 292 pp (softcover); 1,368 illus; ©2016;  
 ISBN 978-4-7812-0480-2 (BJ014);  
**US \$180**  
 Reviews practical solutions to clinical problems in prosthodontics to achieve success in prosthetic protocols.



H. W. Anselm Wiskott  
**Fixed Prosthodontics**  
**Principles and Clinics**

768 pp; 825 illus; ©2011;  
 ISBN 978-1-85097-208-2 (BG050);  
**US \$128**  
 A methodic and scientifically based approach to fixed prosthodontics.





Irena Sailer, Vincent Fehmer, Bjarni Pjetursson

**Fixed Restorations** ●  
A Clinical Guide to the Selection of Materials and Fabrication Technology

752 pp; 2,750 illus; ©2021; ISBN 978-1-78698-027-4 (BG138); **US \$360**


Timely and comprehensive guide to modern reconstructive dentistry.



Michael I. MacEntee  
**The Complete Denture** ●  
A Clinical Pathway, Second Edition (eBook)

©2014; ISBN 978-0-86715-652-2 (I6522); **US \$47.99**


Learn how to effectively rehabilitate edentulous patients step by step.



Michael P. Waliszewski  
**Brudvik's Advanced Removable Partial Dentures** ●

256 pp; 603 illus; ©2022; ISBN 978-1-64724-102-5 (B1025); **US \$150**

Learn the intricacies of complex removable partial dentures.



Todd R. Schoenbaum  
**Implant Prosthodontics** ●  
Protocols and Techniques for Fixed Implant Restorations

264 pp; 682 illus; ©2022; ISBN 978-1-64724-053-0 (B0530); **US \$160**

The most attractive and useful book on implant restoration you'll find.




Jiro Abe, Kenji Iwaki, Tetsuya Sudo, Kyoko Kokubo

**Mandibular Suction-effective Denture** ●  
"The Professional"—Clinical and Laboratory Technique for Class I/II/III with Aesthetics

188 pp (softcover); 650 illus; ©2019; ISBN 978-4-7812-0676-9 (BJ003); **US \$130**


Describes the background of the mandibular suction-effective denture and how it can be used in clinical practice.



Russell J. Stratton  
Frank J. Wiebelle  
**An Atlas of Removable Partial Denture Design**

335 pp; 800 illus; ©1988; ISBN 978-0-86715-190-9 (B1900); **US \$48**

Covers the basic principles and rationale of design and presents rules for rest placement and clasp selection.



Iwao Hayakawa  
**Principles and Practices of Complete Dentures** ●  
Creating the mental image of a denture

255 pp; 714 illus; ©1999; ISBN 978-4-87417-607-8 (BJ002); **US \$135**

An innovative and time-tested approach for constructing a functional complete denture.



Rodney D. Phoenix, David R. Cagna, Charles F. DeFreest

**Stewart's Clinical Removable Partial Prosthodontics** ●  
Fourth Edition

518 pp; 1,316 illus; ©2008; ISBN 978-0-86715-485-6 (B4856); **US \$78**

Classic textbook on removable partial denture service in contemporary dental practice.



**NEW**

Vincent Fehmer (Ed)  
**Quintessence of Dental Technology 2024**

**Volume 46**  
 260 pp; 730 illus; ©2024;  
 ISBN 978-1-64724-189-6 (JQ634); **US \$168**

Featuring contributions from some of the best restorative teams out there, QDT 2024 showcases complex cases and focuses on how digital technologies can help to simplify treatment. Step-by-step documentation is presented so readers can understand the intricate procedures, and the pivotal role of proper diagnosis and documentation—the cornerstone of successful dental treatment—is emphasized throughout.



Vincent Fehmer (Ed)  
**Quintessence of Dental Technology 2023** ●


**Volume 45**  
 256 pp; 765 illus; ©2023;  
 ISBN 978-1-64724-143-8 (JQ633); **US \$168**

Inaugural issue under editor-in-chief Vincent Fehmer, MDT.



Sillas Duarte Jr (Ed)  
**Quintessence of Dental Technology 2021/2022** ●

**Volume 44**  
 256 pp; 1,000+ illus; ©2021;  
 ISBN 978-1-64724-069-1 (JQ632); **US \$165**




Sillas Duarte Jr (Ed)  
**Quintessence of Dental Technology 2020** ●

**Volume 43**  
 256 pp; 1,000+ illus; ©2020;  
 ISBN 978-1-64724-014-1 (JQ631); **US \$156**




Sillas Duarte Jr (Ed)  
**Quintessence of Dental Technology 2019** E ●

**Volume 42**  
 232 pp; 1,000+ illus; ©2019;  
 ISBN 978-0-86715-816-8 (JQ630); **US \$156**



Hilton Riquieri  
**Dental Anatomy and Morphology** ●

332 pp; 1,507 illus; ©2019;  
 ISBN 978-0-86715-770-3 (B7703); **US \$172**  
 Capture and recreate dental anatomy and morphology.




**Classic**  
 Shigeo Kataoka, Yoshimi Nishimura  
 English edition edited by Avishai Sadan

**Nature's Morphology**  
**An Atlas of Tooth Shape and Form**  
 100 pp; 336 illus; ©2002;  
 ISBN 978-0-86715-411-5 (B411X); **US \$78**

Beautifully illustrated atlas for restorative dentists and technicians.



Find Periodontics titles on our website



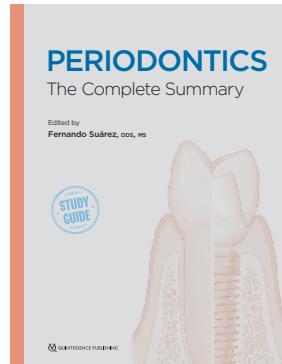
Leandro Chambrone, Gustavo Avila Ortiz

## Tissues E

**Critical Issues in Periodontal and Implant-Related Plastic and Reconstructive Surgery**

624 pp; 2,500+ illus; ©2022; ISBN 978-0-86715-963-9 (B9639); **US \$328**

A true masterpiece in periodontology.




Fernando Suárez (Ed)

## Periodontics ●

**The Complete Summary**

368 pp (softcover); 270 illus; ©2021; ISBN 978-0-86715-960-8 (B9608); **US \$118**

Invaluable study guide for students and residents on a broad range of topics.



Deborah A. Termeie

## Periodontal Review Q&A ●

**Second Edition**

440 pp (softcover); 224 illus; ©2020; ISBN 978-0-86715-829-8 (B8298); **US \$78**

Bestselling review guide to prepare students for periodontal examinations as well as clinical practice.




Alberto Monje, Hom-Lay Wang (Eds)

## Unfolding Peri-Implantitis

**Diagnosis, Prevention, Management**

836 pp; 1,800 illus; ©2022; ISBN 978-84-89873-89-6 (BS005); **US \$360**

Peri-implantitis is a complication everyone wants to avoid. Learn how the experts do it.



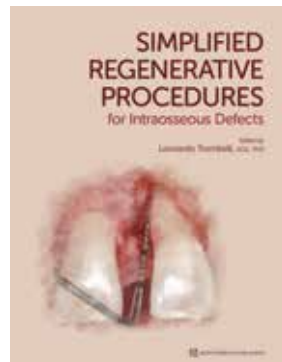
Josefine Hirschfeld, Iain Chapple (Eds)

## Periodontitis and Systemic Diseases ●

**Clinical Evidence and Biological Plausibility**

360 pp; 46 illus; ©2021; ISBN 978-1-78698-100-4 (BG136); **US \$158**

Reviews the clinical evidence and biologic plausibility of the many systemic diseases linked to periodontitis.



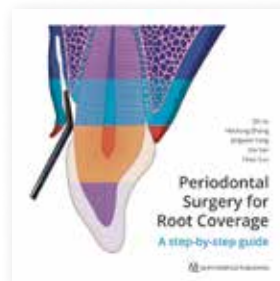
Leonardo Trombelli (Ed)

## Simplified Regenerative Procedures ●

**for Intraosseous Defects**

152 pp; 524 illus; ©2020; ISBN 978-0-86715-945-5 (B9455); **US \$68**

Presents simplified procedures for surgical and nonsurgical regenerative treatment.




Qi Liu, Haidong Zhang, Jingwen Yang, Xia Yan, Chao Suo (Eds)

## Periodontal Surgery for Root Coverage

**A step-by-step guide**

240 pp; 299 illus; ©2020; ISBN 978-1-78698-097-7 (BG133); **US \$89**

Advanced surgical techniques for restoring soft tissue defects around natural teeth caused by gingival recession.




Richard J. Miron, Yufeng Zhang (Eds)

## Next-Generation Biomaterials for Bone & Periodontal Regeneration ●

384 pp; 960 illus; ©2019; ISBN 978-0-86715-796-3 (B7963); **US \$168**

Teaches clinicians how to select and utilize biomaterials in an appropriate, predictable, and evidence-based manner.



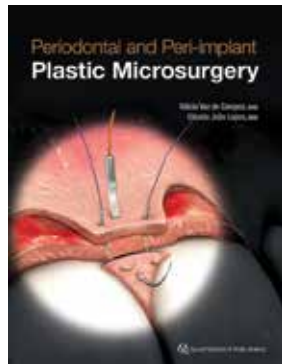
Matthias Rzeznik

## Clinical Periodontics ●

A Modern and Preventive Approach

312 pp; 553 illus; ©2023;  
ISBN 978-1-78698-140-0 (BG169);  
**US \$198**

Describes a simplified and innovative approach to the prevention and management of periodontal diseases.



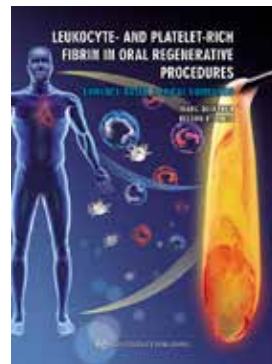
Glécio Vaz de Campos, Cláudio Julio Lopes

## Periodontal and Peri-implant Plastic Microsurgery ●

Minimally Invasive Techniques with Maximum Precision

368 pp; 1,247 illus; ©2021;  
ISBN 978-0-86715-819-9 (B8199);  
**US \$162**

Learn how to perform conservative, biologic, and predictable procedures with the greatest precision possible.



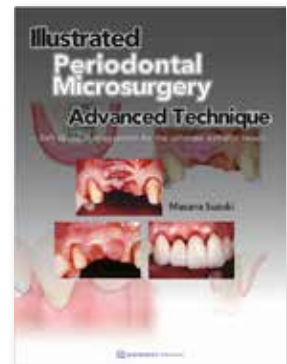
Marc Quirynen, Nelson R. Pinto

## Leukocyte- and Platelet-Rich Fibrin in Oral Regenerative Procedures ●

Evidence-Based Clinical Guidelines

296 pp; 830 illus; ©2022;  
ISBN 978-1-78698-105-9 (BG147); **US \$198**

An evidence-based evaluation of the benefits of L-PRF in periodontal and maxillofacial surgery as well as in chronic wound therapy.



Masana Suzuki

## Illustrated Advanced Technique of Periodontal Microsurgery

Soft tissue management for the ultimate esthetic result

152 pp (softcover); 84 illus;  
©2022; ISBN 978-4-7812-0906-7 (BJ017); **US \$100**

Sound advice on advanced microsurgical techniques for soft tissue management with end results in mind.

**Bestseller**

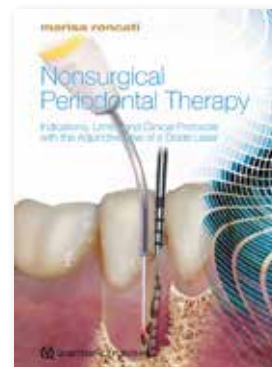
Arun K. Garg

## Autologous Blood Concentrates ●

Second Edition

184 pp; 520 illus; ©2022;  
ISBN 978-1-64724-083-7 (B0837); **US \$120**

This book is a roadmap to incorporating autologous blood concentrates into clinical practice. The early chapters focus on the biology of what goes on when blood is collected and centrifuged and reintroduced into wound sites as well as how to prepare the different formulations of autologous blood concentrates. The later chapters demonstrate how to use this material in implant surgery, soft and hard tissue healing, facial cosmetics, and other clinical applications to achieve superb outcomes.




Marisa Roncati

## Nonsurgical Periodontal Therapy E

Indications, Limits, and Clinical Protocols with the Adjunctive Use of a Diode Laser

416 pp; 1,388 illus; ©2017;  
ISBN 978-88-7492-045-7 (B1033);  
**US \$130**

Describes the most effective manual instrumentation, the adjunctive use of the diode laser, and guidelines for periodontal maintenance.



Wolfgang Bolz, Hannes Wachtel, Marc Hürzeler, Otto Zuhr

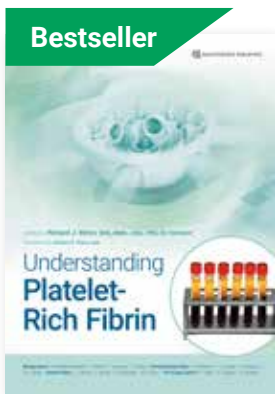
## Minimally Invasive Treatment Concepts in Periodontics and Implant Dentistry

(15-volume DVD Compendium)

Format: PAL; 945 min; ©2010;  
(C1212); **US \$150**

Demonstrates the broad spectrum of minimally invasive therapeutic concepts in periodontics and implantology.





**Bestseller**


Richard J. Miron (Ed)  
**Understanding Platelet-Rich Fibrin** ●  
 384 pp; 600 illus; ©2021;  
 ISBN 978-1-64724-049-3 (B0493);  
**US \$184**  
 Explores the biology of PRF and its myriad clinical applications in dentistry and medicine.



**Book and DVD set price \$500**

Otto Zuhr, Marc Hürzeler  
**Plastic-Esthetic Periodontal and Implant Surgery** E  
**A Microsurgical Approach**  
 872 pp; 1,898 illus; ©2012;  
 ISBN 978-1-85097-226-6 (BG101);  
**US \$380**  
 A comprehensive overview of the principles, indications, and clinical techniques of plastic-esthetic periodontal and implant microsurgery.

Otto Zuhr, Marc Hürzeler  
**Plastic-Esthetic Periodontal and Implant Surgery**  
**The Special DVD Compendium (4-volume DVD-ROM set)**  
 485 min; ©2016;  
 ISBN 978-1-85097-294-5 (C3110);  
**US \$175**  
 Showcases the minimally invasive microsurgical techniques featured in the bestselling book.



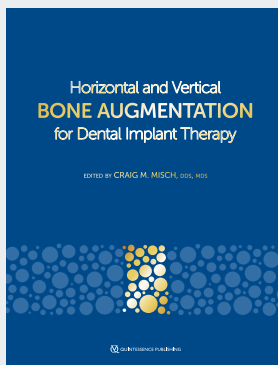
**Bestseller**

Vincent Ronco  
**Tunneling**  
**A Comprehensive Concept in Periodontal Plastic Surgery**  
 304 pp; 682 illus; ©2022;  
 ISBN 978-1-64724-138-4 (B1384);  
**US \$188**  
 A tour de force for tunneling protocols.



Find Implantology titles on our website

## Implantology




**NEW**

Craig M. Misch (Ed)  
**Horizontal and Vertical Bone Augmentation for Dental Implant Therapy**  
 384 pp; 1,800 illus; ©2024;  
 ISBN 978-1-64724-125-4 (B1254); **US \$268**

One constant in implant dentistry is the need for sufficient bone volume at the site of implant placement. The management of bone deficiencies is a clinical challenge with an array of possible solutions, and bone augmentation is not one size fits all. This book simplifies things by presenting the assessment criteria and biologic principles required to make clinical decisions as well as the techniques and materials needed to successfully perform horizontal and vertical bone augmentation.



Myron Nevins, Hom-Lay Wang (Eds)  
**Implant Therapy** ●  
**Clinical Approaches and Evidence of Success, Second Edition**  
 544 pp; 1,782 illus; ©2019;  
 ISBN 978-0-86715-798-7 (B7987);  
**US \$168**  
 From decision-making to surgical techniques to loading protocols—and everything in between.



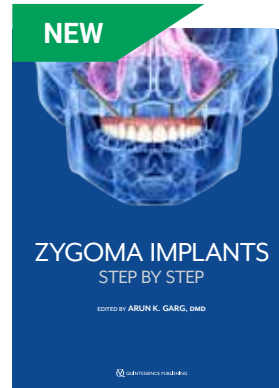
John Beumer III, Robert F. Faulkner, Kumar C. Shah, Benjamin M. Wu (Eds)  
**Fundamentals of Implant Dentistry** ●  
**Volume 1: Prosthodontic Principles, Second Edition**  
 624 pp; 2,500 illus; ©2022;  
 ISBN 978-0-86715-952-3 (B9523);  
**US \$178**  
 Takes the reader through the foundational principles of implant dentistry from evaluation to restoration.



**NEW**

Carlos Aparicio  
**Advanced Zygomatic Implants** ●  
 The ZAGA Concept  
 352 pp; 1,142 illus; ©2023;  
 ISBN 978-1-64724-169-8 (B1698); **US \$198**


Dr Carlos Aparicio developed the zygoma–anatomy guided approach (ZAGA) so that individuals with diverse needs and anatomies can each benefit from patient-specific treatment. Learn the ins-and-outs of planning and placing zygomatic implants and providing good follow-up care. This comprehensive text is your first step toward confidence in placing zygomatic implants.



**NEW**

Arun K. Garg (Ed)  
**Zygoma Implants** ●  
 Step by Step  
 216 pp; 559 illus; ©2023;  
 ISBN 978-1-64724-157-5 (B1575); **US \$148**

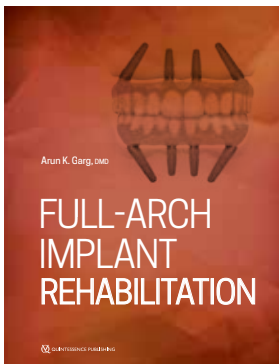
Equips the experienced implant surgeon with comprehensive knowledge of every facet of the surgical and prosthetic treatment protocols for zygoma implant therapy.



**Forthcoming**


Edmond Bedrossian, E. Armand Bedrossian  
**Understanding Zygoma Implants**  
 Biomechanical, Surgical, and Prosthetic Principles  
 ISBN 978-1-64724-195-7 (B1957); **Available Fall 2024**

Cut through the confusion with need-to-know information on the relevant anatomy, implant design and biomechanics, and top-notch treatment protocols for zygoma implants.



Arun K. Garg  
**Full-Arch Implant Rehabilitation** ●  
 120 pp (softcover); 440 illus; ©2019;  
 ISBN 978-0-86715-809-0 (B8090); **US \$89**

How the FAIR protocol works, who it should be used for, and methods to implement it successfully.



Byung-Ho Choi, Seung-Mi Jeong  
**Digital Full Arch**  
 314 pp; 1,091 illus; ©2022;  
 ISBN 978-89-85917-21-6 (BK001); **US \$250**

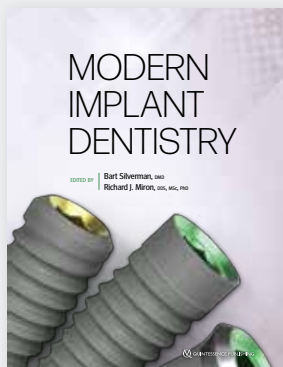
Scientific proof of the efficacy of the digital full-arch system for All-on-4 and All-on-6 implant treatments as well as the proper techniques for their use.



**NEW**

Arun K. Garg  
**Bone**  
 Biology, Harvesting, and Grafting for Dental Implants, Second Edition  
 332 pp; 1966 illus; ©2024;  
 ISBN 978-1-64724-170-4 (B1704); **US \$168**

Dental implant placement often requires bone grafting to ensure sufficient bony support for the implants being placed, and more adjunctive procedures like bone harvesting or sinus grafting may also be required. This book covers it all, from the biology of bone and how dental implants work within that framework to the many procedures for harvesting bone and using it to augment sites for implant placement. The different types of bone grafts and membranes are discussed as well as procedures to preserve the alveolar ridge following tooth extraction.




**NEW**

Bart Silverman, Richard J. Miron (Eds)

## Modern Implant Dentistry

472 pp; 1,738 illus; ©2023; ISBN 978-1-64724-160-5 (B1605); **US \$228**

This book takes a comprehensive look at the state of implant dentistry today, equipping clinicians to practice implant dentistry safely and predictably. Chapters cover the biology of dental implants, medical considerations, documentation, treatment planning, digital workflows, surgical concepts from single-tooth extraction to guided All-on-X treatment, prosthetic options, and soft tissue management, among others.



Edmond Bedrossian, E. Armand Bedrossian, Lawrence E. Brecht (Eds)

## The Immediacy Concept

**Treatment Planning from Analog to Digital**

408 pp; 1,153 illus; ©2022; ISBN 978-1-64724-042-4 (B0424); **US \$198**

Immediate loading meets digital treatment planning.



Enrico Agliardi, Davide Romeo

## Tilted Implants

**Implant-Prosthetic Rehabilitation of the Atrophic Patient**

432 pp; 2,091 illus; ©2020; ISBN 978-0-86715-818-2 (B8182); **US \$178**

Presents the science, clinical evidence, and various protocols for using tilted implants.



Daniel Buser (Ed)

## 30 Years of Guided Bone Regeneration

Third Edition

344 pp; 1,040 illus; ©2022; ISBN 978-0-86715-803-8 (B8038); **US \$168**

A comprehensive guide to the materials, indications, techniques, timing, and results of GBR.




Daniel Buser

## Surgical Concepts to Handle Esthetic Failures in Implant Patients

(5-volume DVD set)

120 min; ©2017; ISBN 978-1-78698-011-3 (C0962); **US \$198**

Individual volumes are available for **US \$48 each**.  
The surgical concepts used to treat the most common esthetic failures.



Yasuhiro Nosaka

## Sinus Floor Elevation

**Avoiding Pitfalls Using Cone-Beam CT**

120 pp; 806 illus; ©2014; ISBN 978-1-85097-265-5 (BG109); **US \$120**

Provides effective techniques for sinus floor elevation to guide clinicians to a successful, complication-free outcome.



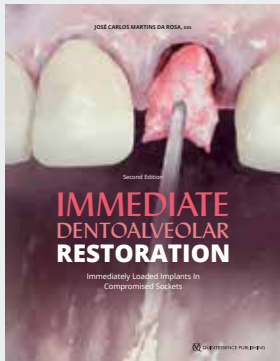
Hajime Igarashi, Senichi Suzuki, Masafumi Wakita, Taichiro Shono, Taichiro Morimoto, Kiyonori Arai (Eds)

## Orofacial Muscle Training During the Provisional Restoration Therapy

160 pp; 600 illus; ©2018; ISBN 978-4-7812-0490-1 (BJ016); **US \$112**

How to recover the patient's lost function with implant placement and immediate loading using orofacial muscle training.

Forthcoming



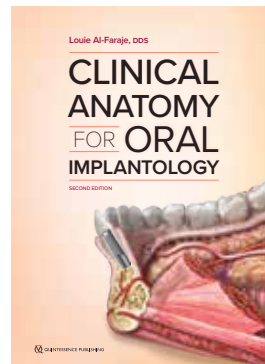
José Carlos Martins da Rosa

## Immediate Dentoalveolar Restoration

Immediately Loaded Implants in Compromised Sockets, Second Edition

ISBN 978-1-64724-171-1 (B1711); Available Fall 2024

This book provides step-by-step explanation of the protocols for immediate dentoalveolar restoration, featuring minimally invasive and flapless procedures, use of the maxillary tuberosity for graft harvesting, immediate loading, and correct crown contouring for adequate emergence profile.



Louie Al-Faraje

## Clinical Anatomy for Oral Implantology

Second Edition

320 pp; 565 illus; ©2021; ISBN 978-1-64724-038-7 (B0387); US \$228

A must-have for any implant surgeon.



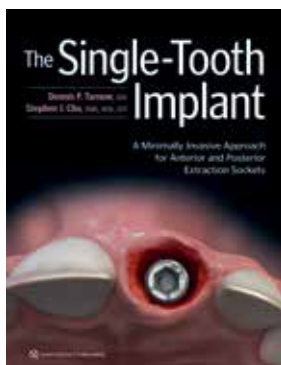
Louie Al-Faraje

## Oral Implantology Review

Second Edition

272 pp (softcover); 78 illus; ©2023; ISBN 978-1-64724-156-8 (B1568); US \$128

Features over 800 practice questions on oral implantology.



Dennis P. Tarnow, Stephen J. Chu

## The Single-Tooth Implant

A Minimally Invasive Approach for Anterior and Posterior Extraction Sockets

240 pp; 1,117 illus; ©2020; ISBN 978-0-86715-771-0 (B7710); US \$198

The protocols showcased in this book will make patient care faster, easier, simpler, more predictable, and, in many cases, less costly.



Ueli Grunder

## Implants in the Esthetic Zone

A Step by Step Treatment Strategy

848 pp; 4,049 illus; ©2016; ISBN 978-1-85097-283-9 (BG113); US \$198

Effective treatment strategies for the esthetic restoration of anterior teeth.



Iñaki Gamborena, Markus B. Blatz

## Evolution

Contemporary Protocols for Anterior Single-Tooth Implants

440 pp; 1,985 illus; ©2014; ISBN 978-0-86715-496-2 (B4962); US \$298

Beautifully showcases the concepts, materials, and techniques essential to mastering the anterior single-tooth implant.



Luigi Galasso, Gian Antonio Favero

## Atlas of Complications and Failures in Implant Dentistry

Guidelines for a Therapeutic Approach

340 pp; 705 illus; ©2013; ISBN 978-88-7492-182-9 (BI022); US \$328

A guide for diagnosis and treatment of complications.



## ITI Treatment Guides



France Lambert, Adam Hamilton  
**ITI Treatment Guide, Vol 14** ●  
**Immediate Implant Placement and Loading: Single or Multiple Teeth Requiring Replacement**

288 pp; 856 illus; ©2023; ISBN 978-1-78698-127-1 (BG164); **US \$98**

A comprehensive overview on immediate implant placement and immediate loading protocols for replacement of single or multiple teeth requiring extraction.



Daniel Buser, Dieter Weingart, Hideaki Katsuyama  
**ITI Treatment Guide**  
**Sinus Floor Elevation Procedures (DVD-ROM)**

54 min; ©2011; ISBN 978-1-85097-224-2 (C1100); **US \$98**

Five live surgical procedures demonstrating the use of lateral window protocols, simultaneous graft placement, bone harvesting, and piezoelectric surgery.

Series editors: Daniel Buser, Daniel Wismeijer, Urs Belser, Stephen Chen, Steven Bartor, Nikos Donos

### ITI Treatment Guide Series

This series is a compendium of evidence-based implant therapy techniques and procedures for daily practice.

**Volume 13—Prevention and Management of Peri-Implant Diseases** E ●  
 200 pp; 280 illus; ©2022; ISBN 978-1-78698-111-0 (BG150); **US \$98**

**Volume 12—Peri-implant Soft-Tissue Integration and Management** E ●  
 224 pp; 672 illus; ©2021; ISBN 978-1-78698-101-1 (BG013); **US \$98**

**Volume 11—Digital Workflows in Implant Dentistry** E ●  
 316 pp; 855 illus; ©2019; ISBN 978-3-86867-385-2 (BG012); **US \$98**

**Volume 10—Implant Therapy in the Esthetic Zone** E ●  
 444 pp; 1,386 illus; ©2017; ISBN 978-3-86867-343-2 (BG011); **US \$98**

**Volume 9—Implant Therapy in the Geriatric Patient** E F ●  
 312 pp; 500 illus; ©2016; ISBN 978-3-86867-311-1 (BG010); **US \$98**

**Volume 8—Biological and Hardware Complications in Implant Dentistry** E F ●  
 232 pp; 515 illus; ©2015; ISBN 978-3-86867-240-4 (BG009); **US \$98**

**Volume 7—Ridge Augmentation Procedures in Implant Patients: A Staged Approach** E F ●  
 232 pp; 598 illus; ©2014; ISBN 978-3-86867-217-6 (BG008); **US \$98**

**Volume 6—Extended Edentulous Spaces in the Esthetic Zone** E ●  
 276 pp; 810 illus; ©2012; ISBN 978-3-86867-141-4 (BG007); **US \$98**


**Volume 5—Sinus Floor Elevation Procedures** E ●  
 232 pp; 621 illus; ©2011; ISBN 978-3-938947-18-0 (BG006); **US \$98**

**Volume 4—Loading Protocols in Implant Dentistry: Edentulous Patients** E F ●  
 248 pp; 746 illus; ©2010; ISBN 978-3-938947-16-6 (BG005); **US \$98**

**Volume 3—Implant Placement in Post-Extraction Sites: Treatment Options** ●  
 216 pp; 553 illus; ©2009; ISBN 978-3-938947-14-2 (BG004); **US \$98**

**Volume 2—Loading Protocols in Implant Dentistry: Partially Dentate Patients** ●  
 184 pp; 420 illus; ©2007; ISBN 978-3-938947-12-8 (BG003); **US \$98**

**Volume 1—Implant Therapy in the Esthetic Zone: Single-Tooth Replacements** ●  
 268 pp; 763 illus; ©2006; ISBN 978-3-938947-10-4 (BG002); **US \$98**



Anthony Dawson, William Martin, Waldemar Polido

**The SAC Classification in Implant Dentistry** ●  
**Second Edition**

168 pp; 496 illus; ©2022; ISBN 978-1-78698-110-3 (BG152); **US \$118**

An evidence-based framework for assessing the potential difficulty, complexity, and risk of an implant-related treatment for a given clinical situation.

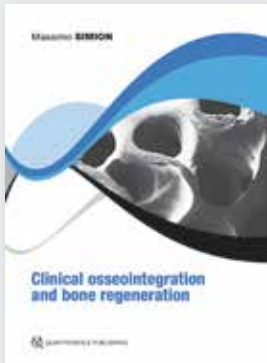


Antonio Carrassi, Pierpaolo Cortellini, Leonardo Trombelli (Eds)

**Atlas of Periodontology and Implant Therapy**  
**(2-volume set)**

1,356 pp in 2 volumes; 4,900 illus; ©2019; ISBN 978-0-86715-886-1 (B8861); **US \$275 \$150**

Facilitates the application of correct periodontal, implant, and restorative therapies as well as the prevention of complications.



**Forthcoming**

Massimo Simion  
**Clinical osseointegration and bone regeneration**

648 pp; 1,888 illus; ISBN 978-1-78698-141-7 (BG179);  
**Available Fall 2024**


A useful guide for beginners and experts on bone regeneration and peri-implant soft tissue management. The book comprises in-depth research of historic and recent clinical cases to bring the reader a comprehensive collection of concepts that can be used to solve almost all the challenges faced in implant and regenerative clinical practice.



Istvan Urban  
**Vertical 2 ●**  
**The Next Level**

560 pp; 2,050 illus; ©2022; ISBN 978-1-78698-108-0 (BG143);  
**US \$280**

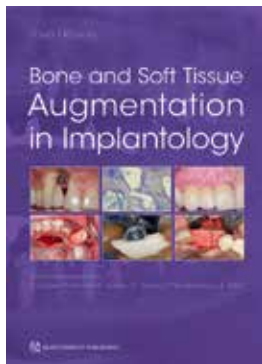
A continuation of the author's bestselling *Vertical and Horizontal Ridge Augmentation* but at a more advanced level.



Istvan Urban  
**Vertical and Horizontal Ridge Augmentation E**  
**New Perspectives**

400 pp; 1,229 illus; ©2017; ISBN 978-1-78698-000-7 (BG122);  
**US \$244**


Expertly describes the key features of vertical and horizontal ridge augmentation with GBR.



Fouad Khoury  
**Bone and Soft Tissue Augmentation in Implantology ●**

**Second Edition**  
 756 pp; 2,962 illus; ©2022; ISBN 978-1-78698-104-2 (BG139);  
**US \$340**

Addresses all the current methods of grafting procedures in implant treatment.



Hendrik Terheyden  
**Augmentation Surgery ●**

**Biologic Principles, Surgical Techniques, Clinical Challenges**  
 408 pp; 1,383 illus; ©2022; ISBN 978-1-78698-113-4 (BG146);  
**US \$248**

Covers the basic principles and outlines standard augmentation techniques.



Devorah Schwartz-Arad  
**Ridge Preservation & Immediate Implantation**

308 pp; 1,594 illus; ©2012; ISBN 978-1-85097-216-7 (BL027);  
**US \$228**


Addresses all aspects of immediate implant placement and immediate loading.



Ole T. Jensen (Ed)  
**The Sinus Bone Graft ●**

**Third Edition**  
 288 pp; 948 illus; ©2019; ISBN 978-0-86715-791-8 (B7918);  
**US \$108**

Describes a variety of techniques to approach and graft the sinus.

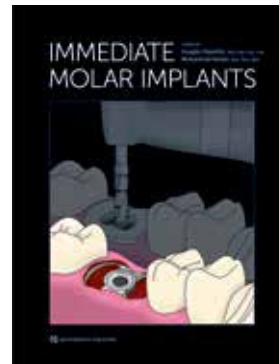


**Bestseller**

Tomas Linkevicius  
**Zero Bone Loss Concepts** E ●

304 pp; 1,231 illus; ©2019;  
 ISBN 978-0-86715-799-4 (B7994); **US \$198**

Our bestselling book 5 years running, this book is an invaluable guide to preventing bone loss in implant patients. Combining clinical experience with peer-reviewed scientific evidence, the author presents different strategies that can be used to achieve zero bone loss years after treatment, detailing both the surgical and prosthetic components of treatment.

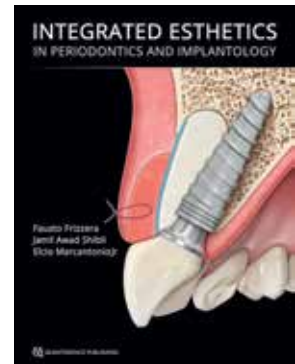


Douglas Deporter, Mohammad Ketabi

**Immediate Molar Implants** ●

252 pp; 725 illus; ©2023;  
 ISBN 978-0-86715-954-7 (B9547); **US \$158**

Describes the current best practices to ensure implant success in molar sites.




Fausto Frizzera, Jamil Awad Shibli, Elcio Marcantonio Jr (Eds)

**Integrated Esthetics in Periodontics and Implantology** E ●

464 pp; 3,063 illus; ©2021;  
 ISBN 978-1-78698-098-4 (BG134); **US \$248**

A clear, impartial, and rational text to address new concepts and techniques that affect the daily clinical practice.

## OMS/Oral Surgery




Daniel M. Laskin, Eric R. Carlson (Eds)

**Clinician's Handbook of Oral and Maxillofacial Surgery** ●

**Second Edition**

624 pp (softcover); 374 illus;  
 ©2019; ISBN 978-0-86715-730-7 (B7307); **US \$168 \$68**

A quick reference source on a diverse range of clinical topics.



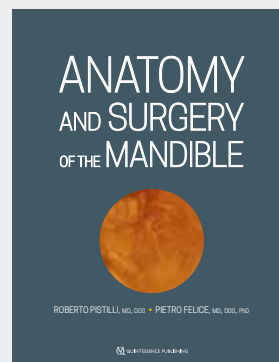
A. Burak Çankaya, Korkud Demirel

**The Art of Dental Suturing** ●

**A Clinical Guide**

112 pp; 141 illus; ©2021;  
 ISBN 978-1-78698-103-5 (BG142); **US \$78**

A complete guide to the various wound closure methods and techniques required in dental surgery.



**NEW**

Roberto Pistilli, Pietro Felice

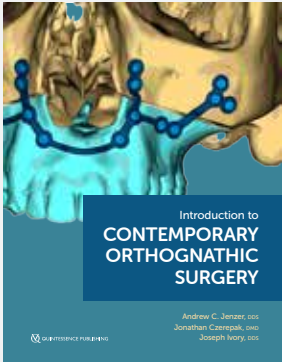
**Anatomy and Surgery of the Mandible**

184 pp; 772 illus; ©2023;  
 ISBN 978-0-86715-944-8 (B9448); **US \$295**

This book is an exceptional guide to understanding the surgical anatomy of the submandibular fossae, the lower lip, the mental foramen, the symphysis and body of the mandible, the retro-molar region, and the ascending ramus. Every area is explained using cadaver dissections and clinical and radiographic images.



**Forthcoming**




Andrew C. Jenzer,  
Jonathan Czerepak,  
Joseph Ivory (Eds)

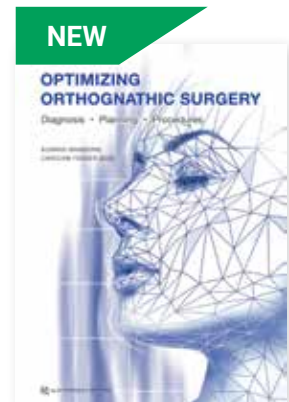
**Introduction to Contemporary Orthognathic Surgery**

ISBN 978-1-64724-124-7 (B1247);  
**Available Summer 2024**

This book draws from the authors' unique experience as military surgeons to guide readers through orthognathic surgery from workup, planning, and maxillary and mandibular surgery to managing complications, emphasizing the critical thinking that informs evidence-based decision-making.




Johan P. Reyneke  
**Essentials of Orthognathic Surgery ●**  
Third Edition  
320 pp; 1,165 illus; ©2022;  
ISBN 978-0-86715-956-1 (B9561);  
**US \$180**  
Essential for anyone practicing orthognathic surgery.



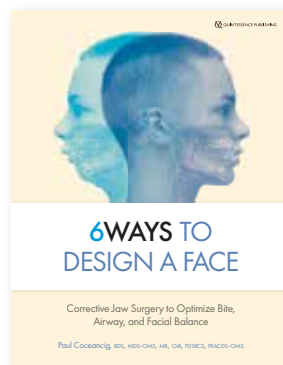
**NEW**

Konrad Wangerin, Caroline Fedder (Eds)  
**Optimizing Orthognathic Surgery ●**  
Diagnosis, Planning, Procedures  
416 pp; 1,450 illus; ©2023;  
ISBN 978-1-78698-121-9 (BG168);  
**US \$248**  
A comprehensive guide to interdisciplinary treatment approaches for dysgnathia correction based on considerations of both orofacial function and facial esthetics.




**Forthcoming**


Rahaf Y. Alhabbab  
**Oral and Maxillofacial Surgery Review**  
ISBN 978-1-64724-190-2 (B1902);  
**Available Summer 2024**  
Nearly 1,000 questions on all things OMS to prepare for boards or simply review your craft.



Paul Coceancig  
**6 Ways to Design a Face ●**  
Corrective Jaw Surgery to Optimize Bite, Airway, and Facial Balance  
256 pp; 774 illus; ©2021;  
ISBN 978-0-86715-966-0 (B9660);  
**US \$128**  
Outlines six surgical methods of designing the face to optimize bite, airway, and facial balance.




Leonard B. Kaban  
**Oral and Maxillofacial Surgery in Children ●**  
(eBook)  
2,100 illus; ©2023;  
ISBN 978-0-86715-965-3 (I9653);  
**US \$149.99**  
An indispensable guide for anyone who performs oral and maxillofacial surgery on growing individuals.



Tomaso Vercellotti, MD, DDS  
**Piezoelectric Bone Surgery**  
A New Paradigm  
384 pp; 1,418 illus; ©2020;  
ISBN 978-0-86715-832-8 (B8328);  
**US \$120**  
Introduces basic piezoelectric principles and guides readers through step-by-step piezoelectric surgical protocols.

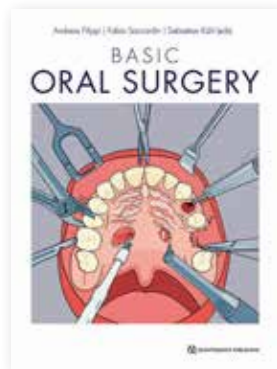




**Hidden Gem**  
**Surgical Management of Maxillofacial Fractures** ●

Yoh Sawatari  
256 pp; 254 illus; ©2019;  
ISBN 978-0-86715-794-9 (B7949);  
**US \$78**

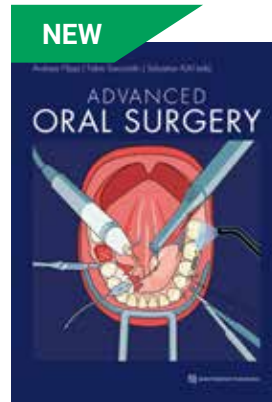
Approaches the face one bone at a time, outlining how to evaluate each type of fracture, the indications for surgery, the surgical management, and any complications.



**Basic Oral Surgery** ●

Andreas Filippi, Fabio Saccardin, Sebastian Kühl (Eds)  
240 pp; 543 illus; ©2022;  
ISBN 978-1-78698-118-9 (BG153);  
**US \$138**

Practical oral surgery skills for daily practice.



**NEW**  
**Advanced Oral Surgery**

Andreas Filippi, Fabio Saccardin, Sebastian Kühl (Eds)  
320 pp; 450 illus; ©2023;  
ISBN 978-1-78698-133-2 (BG158);  
**US \$138**

Develop your oral surgery skills further.



**Tooth-Preserving Surgery**

Andreas Filippi, Sebastian Kühl (Eds)  
136 pp; 428 illus; ©2020;  
ISBN 978-0-86715-958-5 (B9585);  
**US \$59**


Modern methods of tooth-preserving surgery.



**Bestseller**  
**Mucogingival esthetic surgery around implants** **E**

Giovanni Zucchelli, Claudio Mazzotti  
1,100 pp in 2 volumes; 6,557 illus; ©2022; ISBN 978-88-7492-091-4 (BI041); **US \$385**  
**(2-volume set)**

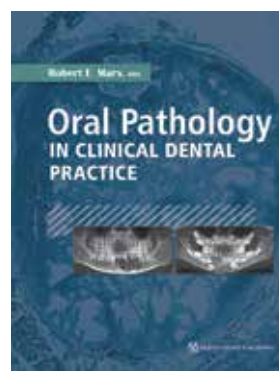
Masterfully illustrates the importance of soft tissues for the esthetic and functional success of implants.



**Mucogingival Esthetic Surgery** **E**

Giovanni Zucchelli  
820 pp; 2,000+ illus; ©2019;  
ISBN 978-88-7492-023-5 (BI039);  
**US \$290**

Explains the art and science of esthetic surgical techniques on the mucogingiva around natural teeth and implants.



**Oral Pathology in Clinical Dental Practice** ●

Robert E. Marx  
376 pp; 425 illus; ©2017;  
ISBN 978-0-86715-764-2 (B7642);  
**US \$78**

Identify and treat common lesions and oral manifestations of disease seen in daily practice.



**The Face** **E**

Ralf J. Radlanski, Karl H. Wesker  
**Pictorial Atlas of Clinical Anatomy, Second Edition**  
354 pp; 406 illus; ©2015;  
ISBN 978-1-85097-289-1 (BG116);  
**US \$178**

Explore the anatomy layer by layer.



**NEW**

Eric Van Dooren, Florin Cofar, Victor Clavijo, Gustavo Giordani, Venceslav Stankov  
**Interdisciplinary Esthetic Dentistry**  
 The Big Picture (3-volume set)  
 1,276 pp in 3 volumes; 2,314 illus; ©2024;  
 ISBN 978-2-36615-080-3 (BF016); **US \$425**

Examines the fields of fixed prosthetics, implantology, and periodontics from an esthetic point of view, highlighting the digital protocols that improve and enhance esthetic treatment results.

**Bestseller**

**PRF IN FACIAL ESTHETICS**  
 CATHERINE DAVIES, MScD, MScD  
 RICHARD J. MIRON, DDS, BMSc, MEd, PhD, Dr med dent

Catherine Davies, Richard J. Miron (Eds)  
**PRF in Facial Esthetics** ●  
 248 pp; 380 illus; ©2020;  
 ISBN 978-0-86715-957-8 (B9578);  
**US \$168**

If you perform any facial esthetic procedures in your office or want to learn how, this book is a must.

**DERMAL FILLERS**  
 for Dental Professionals  
 Arun K. Garg, DDS  
 Renato Rossi, Jr, DDS, PhD, Dr med dent

Arun K. Garg, Renato Rossi Jr (Eds)  
**Dermal Fillers for Dental Professionals** ●  
 208 pp; 645 illus; ©2021;  
 ISBN 978-0-86715-830-4 (B8304);  
**US \$168**

An in-depth clinical manual on everything you need to know to provide dermal filler treatment.

**BLEACHING**  
 PROFESSIONAL TOOTH WHITENING WITH LIGHT  
 PROFESSIONAL TOOTH WHITENING WITH LIGHT  
 Dr Robert S. Sader, Michael Kann, Dieter Reusch

Robert Sader, Michael Kann, Dieter Reusch  
**Bleaching**  
 Professional Tooth Whitening with Light (DVD-ROM)  
 21 min; ©2019;  
 ISBN 978-3-86867-415-6 (C2118);  
**US \$40**

Step-by-step workflow of a tooth whitening procedure.

Edited by Devorah Schwartz-Arad  
**Esthetics in Dentistry**

Devorah Schwartz-Arad (Ed)  
**Esthetics in Dentistry** ●  
 352 pp; 812 illus; ©2016;  
 ISBN 978-1-85097-293-8 (BG117); **US \$198**

Topics include orthodontics and orthognathics, implants, restoration, rehabilitation, materials, trauma, and surgery.

**Botulinum Toxin for Facial Harmony**  
 Altamiro Flávio, DDS

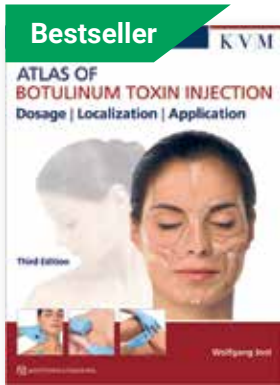
Altamiro Flávio  
**Botulinum Toxin for Facial Harmony** ●  
 160 pp; 359 illus; ©2018;  
 ISBN 978-0-86715-787-1 (B7871);  
**US \$108**

How to address facial asymmetries with clinical Botox therapy.

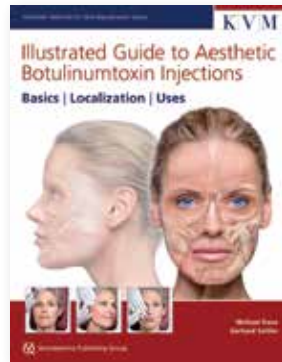
**Dermal Fillers for Facial Harmony**  
 Altamiro Flávio, DDS

Altamiro Flávio  
**Dermal Fillers for Facial Harmony** ●  
 176 pp; 228 illus; ©2019;  
 ISBN 978-0-86715-821-2 (B8212);  
**US \$108**

How to incorporate dermal fillers into your clinical armamentariums.



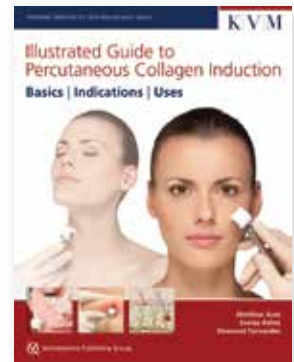
Wolfgang Jost  
**Atlas of Botulinum Toxin Injection**  
 Dosage, Localization, Application, Third Edition  
 306 pp; 590 illus; ©2019;  
 ISBN 978-1-98698-030-4 (D0304);  
**US \$195**  
 All the information necessary for botulinum toxin use.



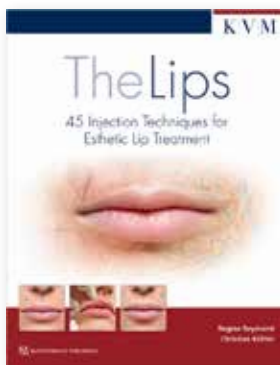
Michael Kane, Gerhard Sattler  
**Illustrated Guide to Aesthetic Botulinumtoxin Injections**  
 Basics, Localization, Uses  
 170 pp; 260 illus; ©2013;  
 ISBN 978-1-85097-250-1 (D2501);  
**US \$195**  
 Step-by-step guide to esthetic botulinum toxin A injections.




Bernard C. Kolster, Uwe Paasch  
**Illustrated Guide to Collagen Induction with Platelet-Rich Plasma (PRP)**  
 Rejuvenation, Face, Neck, Décolletage, Hands  
 196 pp; 641 illus; ©2019;  
 ISBN 978-1-78698-029-8 (D0298);  
**US \$195**  
 How to perform PRP treatments in esthetic medicine. Striking photographic case histories demonstrate the possibilities and limitations of this method.




Matthias Aust, Svenja Bahte, Desmond Fernandes  
**Illustrated Guide to Percutaneous Collagen Induction**  
 Basics, Indications, Uses  
 224 pp; 434 illus; ©2013;  
 ISBN 978-1-85097-253-2 (D2532);  
**US \$178**  
 Describes the application of percutaneous collagen induction—also known as medical needling—to rejuvenate scars, lines, sagging skin, and stretch marks.




Regine Reymond, Christian Köhler  
**The Lips**  
 45 Injection Techniques for Esthetic Lip Treatment  
 356 pp; 640 illus; ©2022;  
 ISBN 978-1-78698-109-7 (D1097);  
**US \$148**  
 Equips clinicians with all the key information to optimize lip treatments in esthetic medicine.



Gerhard Sattler, Uliana Gout  
**Illustrated Guide to Injectable Fillers**  
 Basics, Indications, Uses  
 294 pp; 380 illus; ©2016;  
 ISBN 978-1-85097-251-8 (D2516);  
**US \$195**  
 Step-by-step instructions for treatment of the midface, periorbital region, nasolabial folds, lips, marionette lines, forehead, and chin with hyaluronic acid fillers.



Mark G. Rubin, Nanna Y. Schürer, Luitgard G. Wiest, Uliana Gout  
**Illustrated Guide to Chemical Peels**  
 Basics, Indications, Uses  
 204 pp; 306 illus; ©2014;  
 ISBN 978-1-85097-252-5 (D2525);  
**US \$195**  
 Outlines the steps for accomplishing successful chemical peels.



Britta Knoll, Gerhard Sattler (Ed)  
**Illustrated Atlas of Esthetic Mesotherapy**  
 Active Substances, Dosage, Administration  
 138 pp; 215 illus; ©2012;  
 ISBN 978-1-85097-232-7 (D2327);  
**US \$178**  
 Introduces the practice of esthetic mesotherapy and arms clinicians with what they need to know to get started.





The HD animations in the Cell-to-Cell Communication series reveal the invisible yet fascinating world of signals and signaling within the human body.



Reinhard Gruber, Bernd Stadlinger, Hendrik Terheyden

### Volume 7—Cell Atlas—Visual Biology in Oral Medicine ●

244 pp; 298 illus; ©2022; ISBN 978-1-78698-107-3 (BG151); **US \$108**

Explores how we can regenerate tissues and heal diseases by controlling the language of cells.



Tord Berglundh, Søren Jepsen, Bernd Stadlinger, Hendrik Terheyden

### Volume 6—Peri-implantitis and its Prevention (DVD-ROM)

15 min; ©2019; ISBN 978-1-78698-021-2 (C3033); **US \$128**

Visualizes the intercellular processes involved as peri-implant tissue transitions from health to mucositis to peri-implantitis.



Bernd Stadlinger, Hendrik Terheyden, Daniel Buser

### Volume 5—Guided Bone Regeneration (DVD-ROM)

16 min; ©2016; ISBN 978-1-78698-003-8 (C3000); **US \$128**

Animates the highly complex inter-cellular processes at work during GBR and wound healing.



Søren Jepsen, Mariano Sanz, Bernd Stadlinger, Hendrik Terheyden

### Volume 4—Oral Health and General Health

The Links Between Periodontitis, Atherosclerosis, and Diabetes (DVD-ROM)

17 min; ©2016; ISBN 978-1-85097-288-4 (C3009); **US \$128**

Dramatizes the invasive nature of periodontal pathogens.



Bernd Stadlinger, Hendrik Terheyden

### Volume 3—Periodontal Regeneration (DVD-ROM)

14 min; ©2014; ISBN 978-1-85097-280-8 (C3008); **US \$128**

The complex mechanisms of the periodontal system.



Bernd Stadlinger, Hendrik Terheyden

### Volume 1—Osseointegration Second Edition (DVD-ROM)

12 min; ©2016; ISBN 978-1-85097-295-2 (C3001); **US \$128**

Witness the four phases of osseointegration.





Andrea Perlingeiro

## Esculpiendo rostros

540 pp; 769 ilus; ©2021; ISBN 978-65-88546-29-1 (E6291); **US \$130**

El prefacio del profesor Dr. José Mondelli define a la perfección esta obra: "Clasifico Esculpiendo Rostros, de la profesora Andrea Perlingeiro, como una literatura que aporta un verdadero compendio de principios estéticos modernos que preserva la ciencia de los clásicos que guiaron la armonización orofacial moderna."




Pedro Morchón

## El camino hacia el éxito de tu clínica dental

Segunda edición

244 pp; ©2018; ISBN 978-84-89873-76-6 (E3766); **US \$73**

Este libro ayuda al médico a identificar a sus pacientes meta o ideales, a diferenciar su práctica de todas las demás y a entender porqué tales diferencias son valiosas para ganarse la lealtad y la recomendación de sus pacientes.



Naoshi Sato

## Cirugía periodontal

Atlas clínico

448 pp; 2,820 ilus; ©2002; ISBN 978-84-89873-27-8 (E3278); **US \$200**

Este atlas es una lectura comprensiva que explora múltiples opciones en cirugía periodontal. Enfatiza y aclara, paso a paso, procedimientos generativos y clínicos con ilustraciones, fotografías y tablas de resúmenes que clarifican resultados, análisis y consejos clínicos.




## Medicina dental del sueño en niños y adultos

196 pp; 200 ilus; ©2014; ISBN 978-84-89873-51-3 (E3513); **US \$60**

De forma clara y precisa, este libro explica todo lo relacionado con el sueño

humano y su patología. Un libro eminentemente práctico para los dentistas, estomatólogos y cirujanos maxilofaciales en el que se aborda todo un sistema nuevo de diagnóstico y tratamiento del ronquido y la apnea obstructiva del sueño.



Andrea Tedesco

## Armonización facial

La nueva cara de la odontología

456 pp; 943 ilus; ©2021; ISBN 978-85-480-0095-9 (E0959); **US \$110**

El diagnóstico comienza con el análisis facial, el visagismo y la fotografía digital orofacial. Se abordan ampliamente las técnicas de inducción de colágeno, así como la aplicación de toxina botulínica y rellenos. Las técnicas de relleno facial completo, rinomodelado y escultura de labios se detallan en función de la anatomía y se describen, paso a paso, en los casos clínicos.



Gabriela Giro, Danilo Duarte, Murilo Feres

## Armonización orofacial

La otra cara de la odontología

132 pp; 334 ilus; ©2021; ISBN 978-85-480-0096-6 (E0966); **US \$60**

Este libro busca acercar a los lectores a los aspectos legales actuales de la armonización orofacial (OFH), para que los cirujanos dentistas puedan trabajar legalmente dentro de lo permitido, mientras busca mostrar diferentes enfoques dentro de la OFH.



Enrique M. Merino

## Microcirugía endodóncica

356 pp; 1,164 ilus; ©2009; ISBN 978-84-89873-43-8 (E3438); **US \$104**

Este libro guía, paso a paso, al lector a través de cada fase del tratamiento de microcirugía

endodóncica: anestesia, remoción de tejido, creación de una ventana de osteotomía, curetaje dental, hemostasis, apicectomía, preparación ultrasónica de la retrocavidad, secado, obturación y suturas.



Luis Cuadrado de Vicente

## Di'gital Arch. El arte de la implantología full digital

2 Volúmenes

680 pp; ©2022; ISBN 978-84-89873-88-9 (E3889); **US \$360**

En este libro el Dr. Cuadrado nos muestra una solución sencilla, predecible y reproducible para llevar a cabo la carga inmediata full digital en horas, de una manera sencilla, que permita realizar la prótesis final en un entorno digital total.



Antonio Celória

## Armonización funcional orofacial

Arte, ciencia y práctica

180 pp; 276 ilus; ©2021; ISBN 978-85-480-0097-3 (E0973); **US \$67**

Este libro, bien fundamentado en el campo de la armonización funcional orofacial, orienta al lector sobre cómo tratar al paciente, comprender la armonía facial en los tres tercios que componen el rostro y cómo tratar las complicaciones que puedan ocurrir.



Eloá Luvizuto  
Thallita Queiroz

## Arquitectura facial

512 pp; 1,235 ilus; ©2021; ISBN 978-85-480-0098-0 (E0980); **US \$120**

Se abordan las técnicas, paso a paso, de la toxina botulínica en los tres tercios del rostro y las aplicaciones terapéuticas para sialorrea, migraña crónica, cefalea tensional, bruxismo y espasmo hemifacial, entre otras terapias. También se abordan técnicas de relleno de ácido hialurónico en los tres tercios del rostro, procedimientos de bichectomía, reducción enzimática de papada y lifting facial con hilo.



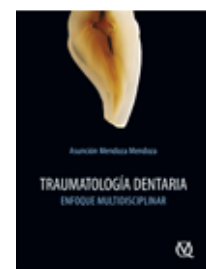
Enrico Cogo, Pietro Sibilla,  
Roberto Turrini

## Blanqueamiento dental

Métodos para el éxito

264 pp; 570 ilus; ©2014; ISBN 978-84-89873-61-2 (E3612); **US \$66**

Un gran número de profesionales ha trabajado "a ciegas" con los nuevos productos que salen al mercado, confiando plenamente en las indicaciones del fabricante. Este libro documenta y contrasta con la literatura existente aplicaciones paso a paso, resultados, experiencias y problemas que se han encontrado en los numerosos tratamientos de blanqueamiento dental.



Asunción Mendoza

## Traumatología dentaria

Enfoque multidisciplinario, 2 Volúmenes

1,076 pp; 1,500 ilus; ©2021; ISBN 978-84-89873-83-4 (E3834); **US \$242**

La Dra. Mendoza nos ofrece un magnífico libro sobre traumatismo de la cavidad oral en niños y adolescentes. Se intenta tratar el complejo mundo de la traumatología dentofacial en su totalidad, es decir, desde las primeras etapas del desarrollo embriológico y el tratamiento de las diferentes formas de presentación, hasta la prevención de los mismos.

## En español



Manuel Cueto  
**Decálogo de la estética dental**  
249 pp; 800 illus;  
©2014; ISBN 978-84-89873-52-0  
(E3520); **US \$145**

Cada vez más abundan los pacientes que acuden a la consulta dental en demanda de procedimientos estéticos para mejorar su sonrisa. Por ello, este libro tiene como objetivo enseñar a los profesionales cómo elaborar un plan de acción a través de un diagnóstico metódico, sencillo, eficaz y personalizado.



Jenny Abanto, Danilo Duarte, Murilo Feres  
**Primeros mil días del bebé y salud bucal**  
88 pp; 65 illus; ©2020;  
ISBN 978-85-480-0055-3  
(E0553); **US \$33**

Este refinado trabajo describe con seriedad y compromiso la relevancia del período desde la concepción hasta el milésimo día del niño. El impacto de la dieta y la nutrición en la salud general del niño y, en particular, en los problemas de salud bucal.



Mariano Hernández Marcos  
**Urgencias médicas dentales**  
50 pp; ©2022; ISBN 978-84-89873-91-9  
(E3919); **US \$56**

Esta guía es esencial para nuestros equipos porque nos hace conocer las distintas situaciones de urgencia médica que se pueden dar en la clínica dental y cómo responder a ellas mediante protocolos de actuación de forma rápida, clara y concisa.

## En français



Stefen Koubi  
**Facettes en céramique**  
20 Recettes pour Réussia  
683 pp; 1,200+ illus;  
©2020; ISBN 978-2-36615-053-7  
(F0537); **US \$295**

Dans cet ouvrage consacré aux traitements de dentisterie cosmétiques par facettes, Stefen Koubi nous livre les 20 recettes du succès. Un livre très clinique pour comprendre et maîtriser l'esthétique du sourire.



Paul Saulue, Sandro Palla, Ambra Michelotti, Jean-François Lалуque  
**Asymétrie et fonction**  
233 pp; ©2018;  
ISBN 978-2-36615-035-3  
(F0353); **US \$150**

L'asymétrie craniofaciale est une forme de normalité. Mais à partir de quel degré doivent-elles être prises en compte ? Sujet très peu analysé à ce jour, les auteurs principaux ont fait appel aux meilleurs spécialistes internationaux afin de réunir dans cette synthèse, unique en son genre, toutes les connaissances actuelles sur ce sujet méconnu.



Vincent Ronco  
**Tunnélisation**  
Un concept global en chirurgie plastique parodontale  
354 pp; 682 illus; ©2021;  
ISBN 978-2-36615-061-2  
(F0612); **US \$225**

Ce livre exceptionnel nous offre une approche nouvelle sur le traitement des récessions parodontales. L'auteur nous présente dans cet ouvrage dynamique ses techniques de chirurgie parodontale par tunnélisation. Découvrez à l'aide de cas cliniques et de schémas didactiques toutes les étapes pour obtenir un succès chirurgical, depuis le type de prélèvement jusqu'aux sutures.



Maciej Zarow  
**Endodontie et prothèse**  
310 pp; 1,900 illus;  
©2018; ISBN 978-85-7889-039-1  
(F0452); **US \$152**

Ce livre très clinique décrit les grands principes de la décision thérapeutique concernant l'endodontie et la reconstruction prothétique des dents déulpées. Comment éviter les fractures ? Reprendre un traitement ou bien remplacer la dent par un implant ? Reconstitution directe ou indirecte ? L'objectif de cet ouvrage est de répondre à ces questions et d'aider le praticien à prendre les bonnes décisions.




Jean-François Lasserre  
**Fusion**  
L'art et la nature dans les restaurations céramiques (coffret de 2 volumes)  
756 pp; ©2021;  
ISBN 978-2-36615-047-6  
(F0476); **US \$295**

L'auteur, entouré d'une équipe internationale de praticiens chevronnés, a réuni dans un seul ouvrage, grâce à un sens artistique et une observation aigüe de la nature, une synthèse de la dentisterie restauratrice actuelle incluant mimétisme, dentisterie adhésive à minima, exploitation optimale des nouvelles céramiques et intégration fonctionnelle.



Tomas Linkevičius  
**Objectif zéro perte osseuse en implantologie**  
281 pp; ©2021;  
ISBN 978-2-36615-064-3  
(F0643); **US \$225**  
En combinant expérience clinique et preuves scientifiques évaluées par des

pairs, l'auteur a élaboré un guide que tout spécialiste des implants trouvera précieux pour prévenir la perte osseuse chez ses patients. Parce que la réussite du traitement dépend des composantes chirurgicales et prothétiques, est divisé en deux parties, chacune se concentrant profondément sur ce qui doit être fait dans chaque pour favoriser la stabilité osseuse.



Official journal of the AO

Editors-in-Chief: Gustavo Avila Ortiz, Oscar González-Martín

## The International Journal of Periodontics & Restorative Dentistry

Impact factor: 1.6 (2022)

Official journal of the Academy of Osseointegration. Members of the American Academy of Periodontology receive a special discounted rate (see below).

### Volume 44, 2024 Subscription Rates (includes free Web access to all back issues)

6 issues/year print and online	North America (USA, Canada, Mexico)	International–Surface Mail	International–Air Mail
Individual	\$298	\$338	\$378
Institutional	\$805	\$845	\$885
Student*	\$238	\$278	\$318
AAP member	\$238	\$278	\$318

\*Verification of student status is required.



Official journal of the ICP and EAO

Editor-in-Chief: Irena Sailer

## The International Journal of Prosthodontics

Impact factor: 2.3 (2022)

Official journal of the International College of Prosthodontists, European Association for Osseointegration, German Society for Prosthodontics and Dental Materials Science, and Italian Academy of Prosthetic Dentistry

### Volume 37, 2024 Subscription Rates (includes free Web access to all back issues)

6 issues/year print and online	North America (USA, Canada, Mexico)	International–Surface Mail	International–Air Mail
Individual	\$228	\$268	\$308
Institutional	\$596	\$636	\$676
Student*	\$130	\$170	\$210

\*Verification of student status is required.



Official journal of the AO

Editor-in-Chief: Clark Stanford

## The International Journal of Oral & Maxillofacial Implants

Impact factor: 2.0 (2022)

Official journal of the Academy of Osseointegration

### Volume 39, 2024 Subscription Rates (includes free Web access to all back issues)

6 issues/year print and online	North America (USA, Canada, Mexico)	International–Surface Mail	International–Air Mail
Individual	\$248	\$288	\$328
Institutional	\$620	\$660	\$700
Student*	\$128	\$168	\$208

\*Verification of student status is required.



Online only

Editor-in-Chief: Eli Eliav

## Quintessence International (Online only)


Impact factor: 1.9 (2022)

### Volume 55, 2024 Subscription Rates (includes free Web access to all back issues)

10 issues/year online only	North America (USA, Canada, Mexico)
Individual	\$140
Institutional	\$518
Student*	\$79

\*Verification of student status is required.

# Journals



Official journal  
of the ICOI

Editor-in-Chief: Craig M. Misch


## International Journal of Oral Implantology

Official journal of the International Congress of Oral Implantologists and Portuguese Society of Implantology and Osseointegration

**Volume 17, 2024 Subscription Rates** (includes free Web access to all back issues)

4 issues/year print and online		All nations except European countries
Individual		\$216
Institutional		\$438
Student*		\$108

\*Verification of student status is required.



Official journal  
of the EAED

Editor-in-Chief: Alessandro Devigus


## The International Journal of Esthetic Dentistry

Official journal of the European Academy of Esthetic Dentistry, Arabian Academy of Esthetic Dentistry, British Academy of Aesthetic Dentistry, Hellenic Academy of Esthetic Dentistry, Scandinavian Academy of Esthetic Dentistry, and South African Academy of Aesthetic Dentistry

**Volume 19, 2024 Subscription Rates** (includes free web access to all back issues)

4 issues/year print and online		All nations except European countries
Individual		\$227
Institutional		\$428
Student*		\$120

\*Verification of student status is required.



Official journal  
of the EAS

Editor-in-Chief: Werner Schupp


## Journal of Aligner Orthodontics

Official journal of the European Aligner Society, Argentine Society of Aligner Orthodontics, Australasian Clear Aligner Society, French Society for Aligner Orthodontics, German Association for Aligner Orthodontics, Japan Academy of Aligner Orthodontics, Moroccan Society for Aligner Orthodontics, Swiss Society for Aligner Orthodontics, and Taiwan Association of Aligner Orthodontics

**Volume 8, 2024 Subscription Rates** (includes free web access to all back issues)

4 issues/year print and online		All nations except European countries
Individual		\$132
Institutional		\$243
Student*		\$89

\*Verification of student status is required.



Official journal  
of the ISCD

Editor-in-Chief: Florian Beuer

## International Journal of Computerized Dentistry

Official journal of the International Society of Computerized Dentistry

**Volume 27, 2024 Subscription Rates** (includes free web access to all back issues)

4 issues/year print and online		All nations except European countries
Individual		\$190
Institutional		\$386
Student*		\$102

\*Verification of student status is required.





Editor-in-Chief: Alfons Hugger

## Journal of Craniomandibular Function

Official journal of the German Society of Craniomandibular Function and Disorders

**Volume 16, 2024 Subscription Rates**  
(includes free web access to all back issues)

4 issues/year print and online	All nations except European countries
Individual	\$192
Institutional	\$390
Student*	\$100

\*Verification of student status is required.



Editor-in-Chief: Misao Kawara

## International Journal of Sports Dentistry

Official journal of the Japanese Academy of Sports Dentistry

**Volume 17, 2024 Subscription Rates**

1 issue/year print only	All nations except European countries
Individual	\$45
Institutional	\$60
Student*	\$25

\*Verification of student status is required.

## Interested in submitting to our journals?

Each journal has specific author guidelines detailing the types of articles it publishes and the requirements for peer review and acceptance. These guidelines are available for download on our website; just go to our Journals page, click on the journal you want, and scroll down to Downloads.

## Open Access Journals



Editors-in-Chief: Anton Sculean, Poul Erik Petersen, Avijit Banerjee

## Oral Health and Preventive Dentistry

Volume 22, 2024



Editors-in-Chief: Roland Frankenberger, Bart Van Meerbeek

## The Journal of Adhesive Dentistry

Official journal of the International Academy for Adhesive Dentistry

Volume 26, 2024



Editor-in-Chief: Guang Yan Yu

## Chinese Journal of Dental Research

Official journal of the Chinese Stomatological Association

Volume 27, 2024

# Index

- A**  
Abanto, J ..... 32  
Abe, J ..... 15  
Agliardi, E ..... 21  
Agnini, A ..... 2  
Agnini, A.M. .... 2  
Albuquerque, R ..... 6  
Al-Faraje, L ..... 22  
Alhabbab, R ..... 26  
Allen, P ..... 2  
Alves, L ..... 6  
Aparicio, C ..... 20  
Arai, K ..... 9, 21  
Arnold, A ..... 6  
Att, W ..... 2  
Aust, M ..... 29  
Avila Ortiz, G ..... 17, 33
- B**  
Bahte, S ..... 29  
Balut, N ..... 8  
Banerjee, A ..... 35  
Barducci, G ..... 13  
Barrington, C ..... 4  
Bartor, S ..... 23  
Bedrossian, E. Armand ..... 20, 21  
Bedrossian, Edmond ..... 20, 21  
Bekes, K ..... 3  
Belser, U ..... 10, 23  
Benting, D ..... 13  
Berglundh, T ..... 30  
Berley, K ..... 7  
Beuer, F ..... 34  
Beuer, S ..... 2  
Beumer, J ..... 19  
Bichacho, N ..... 3  
Blanco, L ..... 14  
Blatz, M ..... 22  
Blicher, B ..... 5  
Bolz, W ..... 18  
Bottacchiari, S ..... 10  
Brecht, L ..... 21  
Broome, J ..... 5  
Buser, D ..... 21, 23, 30  
Bussmeier, U ..... 7
- C**  
Cagna, D ..... 15  
Cain, J ..... 14  
Calamita, M ..... 11  
Calvani, L ..... 14  
Canakapalli, V ..... 6  
Çankaya, A ..... 25  
Carlson, E ..... 25  
Carrassi, A ..... 23  
Carstensen, S ..... 7  
Celória, A ..... 31  
Chambrone, L ..... 17  
Chen, S ..... 23  
Choi, B-H ..... 20  
Choy, K ..... 8  
Chu, S ..... 12, 22  
Cistulli, P ..... 7  
Clavijo, V ..... 12, 28  
Coceancig, P ..... 26
- Cofar, F ..... 28  
Cogo, E ..... 31  
Cortellini, P ..... 23  
Cuadrado de Vicente, L ..... 31  
Cueto, M ..... 32  
Czerepak, J ..... 26
- D**  
Davies, C ..... 28  
Dawson, A ..... 23  
DeFreest, C ..... 15  
Demirel, K ..... 25  
Deporter, D ..... 25  
Devigus, A ..... 34  
Devoto, W ..... 12  
Dietschi, D ..... 13  
Donos, N ..... 23  
Drum, M ..... 2  
Duarte, D ..... 31, 32  
Duarte, S ..... 16
- E**  
Eliades, T ..... 9  
Eliav, E ..... 2, 33  
Erpen, S ..... 13
- F**  
Fahl, N ..... 10  
Faulkner, R ..... 19  
Favero, G ..... 22  
Fedder, C ..... 26  
Fehmer, V ..... 15, 16  
Felice, P ..... 25  
Feraru, M ..... 3  
Feres, M ..... 31, 32  
Fernandes, D ..... 29  
Ferracane, J ..... 5  
Filippi, A ..... 3, 27  
Flávio, A ..... 28  
Fradeani, M ..... 13  
Frankenberger, R ..... 35  
Fremder, U ..... 7  
Frizzera, F ..... 25
- G**  
Galasso, L ..... 22  
Gamborena, I ..... 22  
Garg, A ..... 18, 20, 28  
Ghanaati, S ..... 3  
Ghoneima, A ..... 9  
Gilbert, L ..... 4  
Giordani, G ..... 28  
Giro, G ..... 31  
Goldstein, L ..... 4  
González-Martín, O ..... 33  
Gout, U ..... 29  
Gross, M ..... 7  
Gruber, R ..... 30  
Grunder, U ..... 22
- H**  
Hagiwara, Y ..... 14  
Hamilton, A ..... 23  
Hardan, L ..... 3  
Haubrich, J ..... 8  
Hayakawa, I ..... 15
- Hernández Marcos, M ..... 32  
Hilton, T ..... 5  
Hirata, R ..... 11  
Hirschfeld, J ..... 17  
Huff, K ..... 13  
Hugger, A ..... 35  
Hugues, J ..... 2  
Hürzeler, M ..... 18, 19
- I**  
Igarashi, H ..... 21  
Ivory, J ..... 26  
Iwaki, K ..... 15
- J**  
Jaeggi, T ..... 11  
Jakovac, M ..... 14  
Jensen, O ..... 24  
Jenzer, A ..... 26  
Jeong, S-M ..... 20  
Jepsen, S ..... 30  
Jost, W ..... 29  
Jouanny, G ..... 6
- K**  
Kaban, L ..... 26  
Kane, M ..... 29  
Kann, M ..... 28  
Kasai, K ..... 9  
Kataoka, S ..... 16  
Katsaros, C ..... 9  
Katsuyama, H ..... 23  
Kauffmann, P ..... 4  
Kawara, M ..... 35  
Kern, M ..... 13  
Kessler, J ..... 14  
Ketabi, M ..... 25  
Khademi, J ..... 5  
Khayat, B ..... 6  
Khoury, F ..... 24  
Klasser, G ..... 7  
Knoll, B ..... 29  
Köhler, C ..... 29  
Kokich, V ..... 8  
Kokubo, K ..... 15  
Kolster, B ..... 29  
Korkut, B ..... 10  
Koubi, S ..... 13, 32  
Kühl, S ..... 27  
Kula, K ..... 9
- L**  
Laluque, J ..... 32  
Lambert, F ..... 23  
Langenhan, J ..... 7  
Laskin, D ..... 25  
Lasserre, J ..... 10, 32  
Lavigne, G ..... 7  
Lee, E ..... 5  
Li, A ..... 5  
Lindenmüller, I ..... 3  
Lin, J ..... 5  
Linkevičius, T ..... 25, 32  
Liu, Q ..... 17  
Lopes, C ..... 18  
Lussi, A ..... 11

- Luvizuto, E ..... 31
- M**
- MacEntee, M ..... 15
- Magne, P ..... 10
- Manauta, J ..... 12
- Marcantonio, E ..... 25
- Martins da Rosa, J ..... 22
- Martin, W ..... 23
- Marx, R ..... 5, 27
- Mason, W ..... 2
- Mathews, D ..... 8
- Mauro, A ..... 4
- Mazzotti, C ..... 27
- McClanahan, S ..... 6
- Mendoza, A ..... 31
- Merino, E ..... 31
- Meyenberg, K ..... 13
- Michelotti, A ..... 32
- Mieleszko, A ..... 12
- Miron, R ..... 17, 19, 21, 28
- Misch, C ..... 19, 34
- Mitchell, D ..... 14
- Miyashita, K ..... 9
- Monje, A ..... 17
- Morchón, P ..... 31
- Morimoto, T ..... 21
- N**
- Nevins, M ..... 19
- Ninan, D ..... 2
- Nishimura, Y ..... 16
- Nolte, A ..... 14
- Nosaka, Y ..... 21
- Nusstein, J ..... 2
- O**
- Okuji, M ..... 5
- Ortiz, M ..... 3
- P**
- Paasch, U ..... 29
- Paesani, D ..... 7
- Palla, S ..... 32
- Panayi, N ..... 8
- Paolone, G ..... 10
- Paravina, R ..... 12
- Pedetta, F ..... 9
- Perlingeiro, A ..... 31
- Petersen, P ..... 35
- Phoenix, R ..... 15
- Pinto, N ..... 18
- Pistilli, R ..... 25
- Pjetursson, B ..... 15
- Polido, W ..... 23
- Pryles, R ..... 5
- Putignano, A ..... 12
- Q**
- Queiroz, T ..... 31
- Quirynen, M ..... 18
- R**
- Radlanski, R ..... 27
- Radu, M ..... 4
- Reader, A ..... 2
- Reusch, D ..... 28
- Reuss, D ..... 13
- Reuss, J ..... 13
- Reyes, M ..... 7
- Reymond, R ..... 29
- Reyneke, J ..... 26
- Riquieri, H ..... 16
- Ritter, A ..... 10
- Robbins, J ..... 3
- Rôças, I ..... 6
- Rodrigues, A ..... 13
- Rodríguez Flores, J ..... 31
- Roig, P ..... 4
- Romano, R ..... 9
- Romeo, D ..... 21
- Roncati, M ..... 18
- Ronco, V ..... 19, 32
- Rossi, R ..... 28
- Rouse, J ..... 3
- Rubin, M ..... 29
- Rubinstein, R ..... 6
- Rzeznik, M ..... 18
- S**
- Sabeti, M ..... 5, 6
- Saccardin, F ..... 27
- Sadan, A ..... 16
- Sader, R ..... 28
- Sailer, I ..... 12, 15, 33
- Salat, A ..... 12
- Sanz, M ..... 30
- Saratti, C ..... 13
- Sarver, S ..... 8
- Sather, D ..... 14
- Sato, N ..... 31
- Sattler, G ..... 29
- Saulue, P ..... 32
- Sawatari, Y ..... 27
- Schindler, H ..... 7
- Schoenbaum, T ..... 15
- Schupp, W ..... 8, 34
- Schürer, N ..... 29
- Schwartz-Arad, D ..... 24, 28
- Schwartz, R ..... 6
- Scolavino, S ..... 10
- Sculean, A ..... 35
- Shah, K ..... 19
- Shibli, J ..... 25
- Shillingburg, H ..... 14
- Shono, T ..... 21
- Sibilla, P ..... 31
- Silva, N ..... 6
- Silverman, B ..... 21
- Simion, M ..... 24
- Sipos, P ..... 14
- Siqueira, J ..... 6
- Smith, M ..... 7
- Splieth, C ..... 4, 5
- Stadlinger, B ..... 30
- Stanford, C ..... 33
- Stangl, M ..... 2
- Stankov, V ..... 28
- Stratton, R ..... 15
- Strub, J ..... 2
- Suárez, F ..... 17
- Suda, N ..... 9
- Suo, C ..... 17
- Suzuki, M ..... 18
- Suzuki, S ..... 21
- T**
- Tai, S ..... 8
- Tarnow, D ..... 22
- Tedesco, A ..... 31
- Terheyden, H ..... 24, 30
- Termeie, D ..... 17
- Terry, D ..... 11, 12
- Torabinejad, M ..... 5, 6
- Tröltzsch, Markus ..... 4
- Tröltzsch, Matthias ..... 4
- Trombelli, L ..... 17, 23
- Türp, J ..... 7
- Turrini, R ..... 31
- U**
- Uhlmann, U ..... 4
- Urban, I ..... 24
- V**
- Van Dooren, E ..... 28
- Van Meerbeek, B ..... 35
- Vaz de Campos, G ..... 18
- Vercellotti, T ..... 26
- Vilaboa, B ..... 13
- Vilaboa, D ..... 13
- W**
- Wachtel, H ..... 18
- Wakita, M ..... 21
- Waliszewski, M ..... 15
- Wangerin, K ..... 26
- Wang, H-L ..... 17, 19
- Weingart, D ..... 23
- Wesker, K ..... 27
- Wiebelt, F ..... 15
- Wiest, L ..... 29
- Wilson, E ..... 14
- Wiskott, H ..... 14
- Wismeijer, D ..... 23
- Witkowski, S ..... 2
- Wolfart, S ..... 14
- Wu, B ..... 19
- Y**
- Yang, J ..... 17
- Yan, X ..... 17
- Yu, G ..... 35
- Z**
- Zapata, R ..... 6
- Zarow, M ..... 32
- Žarow, M ..... 11
- Zhang, H ..... 17
- Zhang, Y ..... 17
- Zucchelli, G ..... 27
- Zuhr, O ..... 18, 19

## Directory of Quintessence Offices

### USA (Chicago)

Quintessence Publishing Co, Inc  
*Sue Robinson, David Russell*  
service@quintbook.com  
www.quintessence-publishing.com

### Mexico (Mexico City)

Quintessence Publishing de México  
*Travis Hartman*  
service@quintpub.com.mx  
www.quintpub.com.mx

### Czech Republic (Prague)

Nakladatelství Quintessenz, sro  
*Stanislava Svobodová*  
info@quintessenz.cz  
www.quintessenz.cz

### France (Paris)

Quintessence International  
*Léon Parienté, Karim Dada*  
infos@quintes.fr  
www.quintessence-international.fr

### Germany (Berlin)

Quintessenz Verlags, GmbH  
*Christian Haase*  
info@quintessenz.de  
www.quintessence-publishing.com

### Italy (Milan)

Quintessenza Edizioni Srl  
*Maria Grazia Monzeglio*  
info@quintessenzaedizioni.it  
www.quintessenzaedizioni.com

### Japan (Tokyo)

Quintessence Publishing Co Ltd  
*Yasumichi Kitamine*  
info@quint-j.co.jp  
www.quint-j.co.jp

### Poland (Warsaw)

Wydawnictwo Kwintesencja Sp z o o  
*Ireneusz Czynewski*  
wydawnictwo@kwintesencja.com.pl  
www.kwintesencja.com.pl

### South Korea (Seoul)

Quintessence Korea Publishing Co Ltd  
*Miyong Yun*  
quintessencekorea@naver.com  
www.quint.kr

### Spain (Barcelona)

Editorial Quintessence, SL  
*Javier Teixidó*  
javier@quintessence.es  
www.quintessence.es

### Turkey (Istanbul)

Quintessence Yayincilik Tanitim  
*Ertugrul Cetinkaya*  
bilgi@quintessence.com.tr  
www.quintessence.com.tr

### United Kingdom (London)

Quintessence Publishing Co Ltd  
*Muriel Suma*  
info@quintpub.co.uk  
www.quintpub.co.uk

## AFFILIATE PUBLISHERS AND RESELLERS

### Australia and New Zealand

QuintEd  
*Liam Kelly*  
admin@quinted.com.au  
www.quinted.com.au

### Brazil (São Paulo)

Editora Napoleao  
*Guilherme Napoleao*  
guilherme@editoranapoleao.com.br  
www.editoranapoleao.com.br

### Bulgaria (Sofia)

Quintessence International Bulgaria  
Infodent  
*Galya Nacheva*  
quintessence@infodent.bg  
www.infodent.bg

### China (Shenyang)

Liaoning Science & Technology  
Publishing House  
cyclonechen@126.com

### Croatia (Zagreb)

Media Ogled doo  
*Zvonimir Škara*  
zvonimir.skara@quintessence.hr  
www.quintessence.hr

### Central East Europe

Quintessence Publishing East doo  
*Sandra Dumancic*  
dumancic@quintessence-publishing.com

### Hungary (Piliscsaba)

Bárány Dental Kft  
info@quintessenz.hu  
www.quintessenz.hu

### Ukraine (Lviv)

Galdent Publishing  
*Taras Katsyuba*  
info@galdent.com.ua  
www.galdent.com.ua



## Be the first to know!

Follow us on social media to get access to exclusive content and updates on new and forthcoming titles!



@QuintessencePublishingUS



@quintpubusa