






Auflage: 1st Edition 2006
Seiten:: 330
Abbildungen: 856
Einband: Hardcover
ISBN: 978-1-85097-127-6
Artikelnr.: 6431
Erschienen: Juli 2006

Preis £5.00
Änderungen vorbehalten!

Quintessence Publishing Company, Ltd.

 Grafton Road
KT3 3AB New Malden, Surrey
Vereinigtes Königreich von Großbritannien und
Nordirland

 +44 (0)20 8949 6087
 +44 (0)20 8336 1484
 info@quintpub.co.uk
 <https://www.quintessence-publishing.com/gbr/en>

Buch-Information

Hrsg.: Tuncay, Orhan C.
Titel: The Invisalign System
Kurztext:

This book, the first to be published on the Invisalign System, provides the reader with an in-depth look at the technology, performance, and clinical applications of this uniquely esthetic and patient-friendly approach to orthodontic treatment. Unlike conventional fixed orthodontic treatment approaches, Invisalign is a system that uses the clinician's diagnostic data to create a three-dimensional image of the desired course of tooth movement; treatment is then carried out using a series of custom-manufactured removable, clear plastic aligners. Full-color images illustrate every step of this process: from impression taking, image acquisition, and virtual diagnosis through digital three-dimensional treatment planning. Clinical considerations, such as indications and contraindications, esthetic analysis, and treatment of adolescents, are also discussed. In addition, the technology behind the Invisalign System - including software, appliance design, manufacturing, material properties, biomechanics of force systems applied to the teeth, and periodontal response to treatment - is presented in the context of how it currently functions as well as research and development for future innovations. Excellent for clinicians who want to learn more about how the Invisalign System can be integrated into their practice.

Contents

Section I. History of the Concept
Chapter 01. The Dental Contour Appliance: A Historical Review
Chapter 02. Essix Technology: Tooth Movement and Retention
Chapter 03. History and Overview of the Invisalign System

Section II. Modeling in the Invisalign System
Chapter 04. Polyvinyl Siloxane Impression Materials
Chapter 05. Align's Standard on Quality Impressions
Chapter 06. Scanning Process and Stereolithography
Chapter 07. Invisalign Software
Chapter 08. Virtual Diagnostic Setup
Chapter 09. Attachments
Chapter 10. Invisalign Attachments: Materials
Chapter 11. ClinCheck: Overview and Preparation
Chapter 12. Staging
Chapter 13. Overcorrection: Principles and Considerations
Chapter 14. Three-Dimensional Superimposition Tool
Chapter 15. Virtual Invisalign Practice
Chapter 16. Computer-Oriented Dental Measurements

Section III. Performance Characteristics of the Invisalign System
Chapter 17. Mechanics of Tooth Movement with Invisalign
Chapter 18. Applications of Mechanics with Invisalign
Chapter 19. Biologic Elements of Tooth Movement
Chapter 20. Properties of Aligner Material Ex30
Chapter 21. Ex40 Material and Aligner Thickness
Chapter 22. Extraction Treatment with Invisalign
Chapter 23. Force Application with Invisalign: Constancy and Compliance

Section IV. Clinical Considerations in Using the Invisalign System
Chapter 24. Advantages of the Invisalign System
Chapter 25. Review of the Diagnostic Process
Chapter 26. Interproximal Enamel Reduction
Chapter 27. Facial Esthetic Examination and Analysis
Chapter 28. Surgical Treatment and Invisalign
Chapter 29. Feasibility Study of the Invisalign System in Treatment of Adolescents
Chapter 30. Data Mining: Principles and Considerations

Section V. Office Design and Technology
Chapter 31. Invisalign Office Design and Technology

Contributors

Marc B. Ackerman • Andrew Beers • Robert L. Boyd • Heng Cao • Jihua Cheng • David Chenin • Craig Crawford • Mitra G. Derakhshan • Trang Duong • Robert Fry • Paul-Georg Jost-Brinkmann • Agnes A. Kan • Srinivas Kaza • Peter Knopp • Eric Kuo • Marc S. Lemchen • Chunha Li • Vadim Matov • Rainer-Reginald Miethke • Ross Miller • Henry I. Nahoum • C. Van Nguyen • David E. Paquette • John M. Powers • John Sheridan • Rene Sterental • Robert Tricca • Andrew Trosien • Orhan C. Tuncay • Kent Verdis

Fachgebiet(e): Kieferorthopädie