






Auflage: 1st Edition 2009  
Seiten: 288  
Abbildungen: 477  
Einband: Hardcover  
ISBN: 978-1-85097-180-1  
Artikelnr.: 7034  
Erschienen: Juni 2009

Preis £168.00  
Änderungen vorbehalten!

**Quintessence Publishing Company, Ltd.**

 Grafton Road  
KT3 3AB New Malden, Surrey  
Vereinigtes Königreich von Großbritannien und  
Nordirland

 +44 (0)20 8949 6087  
 +44 (0)20 8336 1484  
 [info@quintpub.co.uk](mailto:info@quintpub.co.uk)  
 <https://www.quintessence-publishing.com/gbr/en>

## Buch-Information

**Hrsg.:** Kleinheinz, Johannes / Meyer, Christopher  
**Titel:** Fractures of the Mandibular Condyle  
**Untertitel:** Basic Considerations and Treatment  
**Kurztext:**

This book builds on the seminal works presented at the International Bone Research Association's symposium devoted entirely to this subject, which was held in Strasbourg, France in November 2007. Many preeminent experts in this field took part in the IBRA symposium. With this strong foundation, the book provides an excellent overview of current knowledge on the principles and strategies for treatment of condylar fractures. The diagnosis and range of options available for treatment of fractures in the temporomandibular joint region are explained based on the anatomical, functional and biomechanical principles of the mandibular condyle. The latest findings of biomechanics research and their implications for treatment practice are portrayed in numerous illustrations and discussed in detail by the authors.

### Contents

#### I. Basics

Chapter 01. Embryology, Development and Growth of the Condyle  
Chapter 02. The Temporomandibular Joint  
Chapter 03. Physiology of the Temporomandibular Joint  
Chapter 04. Incidence, Etiology and Classification of Condylar Fractures  
Chapter 05. History of Treatment Concepts  
Chapter 06. Biomechanics  
Chapter 07. Clinical Features of Condylar Fractures  
Chapter 08. Imaging of Condylar Fractures  
Chapter 09. Microtrauma to the Mandibular Joint and Condylar Hyperplasia  
Chapter 10. Treatment of Mandibular Condylar Process Fractures: Biological Considerations

#### II. Functional Treatment of Condylar Fractures

Chapter 11. Orthopedic Treatment  
Chapter 12. Functional Treatment of Condylar Fractures

#### III. Surgical Treatment of Condylar Neck Fractures

Chapter 13. Surgical Approaches to the Condylar Neck  
Chapter 14. Open Reduction Without Internal Fixation  
Chapter 15. Open Reduction, Internal Fixation (ORIF)

#### IV. Surgical Treatment of Condylar Head Fractures

Chapter 16. Surgical Approaches to the Condylar Head  
Chapter 17. Internal Fixation

#### V. Special Topics

Chapter 18. Endoscopic Open Reduction and Internal Fixation of Condylar Fractures  
Chapter 19. Pediatric Condylar Fractures  
Chapter 20. Postoperative Physiotherapy after Condylar Fracture Surgery

#### Contributors

M.-R. Bollack • P. Bourjat • U. Eckelt • L. Califano • E. Ellis • F. Fabbrocino • J. Ferri • W. Hallermann • A. Hohoff • T. Iizuka • J.-L. Kahn • J. Kleinheinz • C. Klug • C. Landes • G. Lauer • O. Lieger • T. W. Lloyd • M. Mattarocci • C. Meyer • A. Neff • S. Parascandolo • M. Pasquino • G. Raoul • M. Rasse • D. Schumann • R. Seemann • E. Solyom • A. Spinzia • T. Stamm • H. Thorén • G. Throckmorton • A. Wagner • F. Wanschitz • D. Weingart • K. Wermker • A. Wilk • A. Wiss

**Fachgebiet(e):** Mund-Kiefer-Gesichtschirurgie, Oralchirurgie, Zahnheilkunde  
allgemein