





Auflage: 1st Edition 2009
Seiten:: 344
Abbildungen: 355
Einband: Softcover; spiral bound
ISBN: 978-0-86715-483-2
Artikelnr.: 7090
Erschienen: Juni 2009


Quintessence Publishing Company, Ltd.

 Grafton Road
KT3 3AB New Malden, Surrey
Vereinigtes Königreich von Großbritannien und
Nordirland

 +44 (0)20 8949 6087

 +44 (0)20 8336 1484

 info@quintpub.co.uk

 <https://www.quintessence-publishing.com/gbr/en>

Buch-Information

Autoren: Donald E. Arens / Alan H. Gluskin / Christine I. Peters / Ove A. Peters

Titel: Practical Lessons in Endodontic Treatment

Kurztext:

This companion to the popular book Practical Lessons in Endodontic Surgery offers expert guidance to clinicians who have limited experience in the nonsurgical procedures involved in root canal therapy. Synthesizing the very latest clinical concepts and technologies with tried-and-true traditional treatment methods, it introduces readers to the challenges associated with nonsurgical endodontics and delivers realistic solutions in a clear, step-by-step, "lesson-based" format. Each of the 42 lessons offers useful, workable, and, above all, practical information and recommendations covering a specific aspect of endodontic care. Readers expand their knowledge incrementally, beginning with the essentials of patient diagnosis, examination, and record-keeping and progressing through lessons concerned with treatment planning and preparation for therapy; root canal instrumentation and obturation; and emergency and adjunctive procedures.

Contents

Section I. Examination and Diagnosis

- Chapter 01. Medical Evaluation and Antibiotic Precautions
- Chapter 02. Clinical Examination and Assessment of an Endodontic Patient
- Chapter 03. Radiographic Examination and Interpretation
- Chapter 04. Diagnosis
- Chapter 05. Treatment Documentation and Record Keeping

Section II. Treatment Strategies and Decision-Making

- Chapter 06. Managing the Apprehensive Patient
- Chapter 07. Endodontic Treatment Planning: Tooth-related Considerations
- Chapter 08. Endodontic vs Implant Therapy for a Single Tooth
- Chapter 09. Infection and Success Rates
- Chapter 10. Presenting a Treatment Plan to a Patient

Section III. Preparation for Treatment

- Chapter 11. Endodontic Instruments and Equipment
- Chapter 12. Clinical Infection Control
- Chapter 13. Value of Magnification
- Chapter 14. Local Anesthesia
- Chapter 15. Guidelines for Rubber Dam Use

Section IV. Canal Instrumentation: Shaping, Disinfection, and Case Management

- Chapter 16. Access Preparation and Orifice Identification
- Chapter 17. Instrument and Material Choices
- Chapter 18. Root Canal Irrigation
- Chapter 19. Strategies to Reach the Root Apex
- Chapter 20. Shaping and Cleaning the Anatomically Uncomplicated Canal
- Chapter 21. Shaping and Cleaning the Anatomically Complicated Canal
- Chapter 22. Locating and Opening the Mineralized Canal
- Chapter 23. Managing the Obstructed Canal
- Chapter 24. Mishaps During Root Canal Shaping
- Chapter 25. Mishaps in Shaping the Apical Third
- Chapter 26. Pain After Cleaning and Shaping
- Chapter 27. Single-Visit vs Multiple-Visit Therapy
- Chapter 28. Interappointment Temporization
- Chapter 29. Final Steps Before Obturation

Section V. Endodontic Obturation

- Chapter 30. Guidelines for Sealers and Solid Core Materials
- Chapter 31. Materials and Methods of Obturation
- Chapter 32. Posttreatment Pain after Obturation
- Chapter 33. Responding to Posttreatment Disease

Chapter 34. Challenges and Mishaps in Obturation

Section VI. Emergency and Adjunctive Endodontic Procedures

Chapter 35. Endodontic Emergencies and Their Treatment

Chapter 36. Vital Pulp Capping

Chapter 37. Apexogenesis and Pulpotomy

Chapter 38. Apexification

Chapter 39. Pulpal Treatment in Primary Teeth

Chapter 40. Treating the Avulsed Tooth

Chapter 41. Bleaching Techniques for Nonvital and Vital Teeth

Chapter 42. Restoration of Endodontically Treated Teeth

Fachgebiet(e): Endodontie, Zahnheilkunde allgemein