






Auflage: 1st Edition 2017  
Seiten:: 208  
Abbildungen: 425  
Einband: Hardcover, 21 x 28 cm  
ISBN: 978-0-86715-714-7  
Artikelnr.: 7465  
Erschienen: März 2017

Preis £126.00  
Änderungen vorbehalten!

**Quintessence Publishing Company, Ltd.**

 Grafton Road  
KT3 3AB New Malden, Surrey  
Vereinigtes Königreich von Großbritannien und  
Nordirland

 +44 (0)20 8949 6087  
 +44 (0)20 8336 1484  
 [info@quintpub.co.uk](mailto:info@quintpub.co.uk)  
 <https://www.quintessence-publishing.com/gbr/en>

## Buch-Information

**Hrsg.:** Soares, Paulo V. / Grippo, John O.  
**Titel:** Noncarious Cervical Lesions and Cervical Dentin Hypersensitivity  
**Untertitel:** Etiology, Diagnosis, and Treatment

**Kurztext:**

Cervical dentin hypersensitivity (CDH) and noncarious cervical lesions (NCCLs) are common findings in modern clinical practice. Although research has shown that NCCLs are a multifactorial condition involving the three mechanisms of stress, biocorrosion, and friction, few dentists know how to treat them effectively. Similarly, CDH has been an enigma for many years, and practitioners often try to treat the symptoms rather than seek an answer to their etiology. In addition, little attention has been given to their mutual etiologic mechanisms of cervical stress concentration from occlusal loading and endogenous/exogenous biocorrosion. Therefore, this book approaches CDH and NCCLs together and outlines the history, mechanisms, and, most important, the clinical methods of treatment for these pathologies. It is about time we as dentists learn how to treat and prevent these conditions in clinical practice. This involves greater diagnostic effort and alteration of treatment protocols to (1) reduce dietary intake/exposure to acids, (2) manage reflux diseases, and (3) consider the significance of occlusal therapies. After reading this book, the student or clinician will be able to diagnose and treat clinical cases of NCCLs and CDH.

**Contents**

Section I. Introduction  
Chapter 01. History, Prevalence, and Etiology of NCCLs and CDH  
Chapter 02. Anatomical Considerations: Enamel, Dentin and Periodontium

Section II. Mechanisms of Action  
Chapter 03. Stress  
Chapter 04. Friction  
Chapter 05. Biocorrosion

Section III. Diagnosis and Treatment  
Chapter 06. Morphologic Characteristics of NCCLs  
Chapter 07. Clinical Analysis and Diagnosis of CDH and NCCLs  
Chapter 08. Nonrestorative Protocols: Occlusal, Chemical, and Laser Therapies  
Chapter 09. Restorative Protocols: Adhesive Bonding, Materials, and Techniques  
Chapter 10. Surgical Protocols: Periodontal Therapy and Root Coverage

**Fachgebiet(e):** Restaurative Zahnheilkunde