








Auflage: 1st Edition 2019
Seiten: 316
Abbildungen: 855
Einband: Hardcover, 21 x 28 cm
ISBN: 978-3-86867-385-2
Artikelnr.: 7527
Erschienen: Juli 2019

Preis £68.00
Änderungen vorbehalten!

Quintessence Publishing Company, Ltd.

 Grafton Road
KT3 3AB New Malden, Surrey
Vereinigtes Königreich von Großbritannien und
Nordirland

 +44 (0)20 8949 6087
 +44 (0)20 8336 1484
 info@quintpub.co.uk
 <https://www.quintessence-publishing.com/gbr/en>

Buch-Information

Hrsg.: Wismeijer, Daniel / Barter, Stephen / Donos, Nikolaos

Titel: Digital Workflows in Implant Dentistry

Reihe: ITI Treatment Guide Series

Kurztext:

The field of implant dentistry continues to grow both in terms of the number of practitioners placing and restoring implants and in terms of as well as patient demand for successful outcomes in as short a time as possible. The pace of technological changes and new offerings from implant manufacturers and allied industries are equally fast in their attempts to meet these demands, with a frequently bewildering array of potential solutions available to clinicians. This is never more so than in the field of digital dentistry, with hardware and software solutions for diagnosis, imaging, planning, surgery, impression-taking, and the computer-aided design and manufacture of intraoral prostheses. However, we must always remember our responsibility to ensure that our treatments are carried out safely and in the best interests of our patients. This new Volume 11 of the ITI Treatment Guide series continues the successful theme of the previous ten volumes: a compendium of evidence-based methodology in digital techniques and procedures for daily practice. Written by renowned clinicians and supported by contributions from expert practitioners, the ITI Treatment Guide Digital Workflows in Implant Dentistry provides a comprehensive overview of various technological options and their safe clinical application.

Contents

- Chapter 01. Introduction
- Chapter 02. Surface Scans
- Chapter 03. Facial Scanning
- Chapter 04. Software Packages
- Chapter 05. Merging Digital Datasets
- Chapter 06. Digital Workflows in Implant Prosthodontics
- Chapter 07. Computer-Guided Surgery
- Chapter 08. CAD/CAM Technology and Custom Bone Grafts
- Chapter 09. Digital Articulators
- Chapter 10. Fabrication Techniques and Materials
- Chapter 11. Complications and Technical Challenges
- Chapter 12. Future Developments and Challenges
- Chapter 13. Clinical Case Presentations: Implant-Supported Restorations Using Guided Surgery and CAD/CAM in a Digital Workflow
- Chapter 14. Technical and Clinical Recommendations
- Chapter 15. References

Fachgebiet(e): Implantologie, Digitale Zahnmedizin