








**Auflage:** 1st Edition 2019  
**Seiten:** 1356  
**Abbildungen:** 4900  
**Einband:** 2 Volumes, 21 x 29,7 cm,  
Hardcover in a slip case  
**ISBN:** 978-0-86715-886-1  
**Artikelnr.:** 7537  
**Erschienen:** Juli 2019

**Preis** £330.00  
Änderungen vorbehalten!

#### Quintessence Publishing Company, Ltd.

 Grafton Road  
KT3 3AB New Malden, Surrey  
Vereinigtes Königreich von Großbritannien und  
Nordirland

 +44 (0)20 8949 6087  
 +44 (0)20 8336 1484  
 [info@quintpub.co.uk](mailto:info@quintpub.co.uk)  
 <https://www.quintessence-publishing.com/gbr/en>

## Buch-Information

**Hrsg.:** Carrasi, Antonio / Cortellini, Pierpaolo / Trombelli, Leonardo

**Titel:** Atlas of Periodontology and Implant Therapy

#### Kurztext:

Developed under the guidance of the Italian Society of Periodontology and Implantology (SIdP) and with the collaboration of many of its most esteemed members, this two-volume book provides concrete recommendations to all dentists who want to incorporate the most important new research into clinical practice. As a comprehensive reference for effective patient treatment, this book facilitates the application of correct periodontal, implant, and restorative therapies as well as the prevention of complications.

#### Contents

- Chapter 01. Introduction
- Chapter 02. Epidemiology, Etiopathogenesis, Anatomical Lesions
- Chapter 03. Identifying Periodontal Disease: Periodontal Examination and Diagnostic Procedures
- Chapter 04. Classification and Prognosis of Periodontal Diseases
- Chapter 05. Causative Treatment: Strategies for the Management of Periodontitis and Control of Risk Factors
- Chapter 06. Periodontal Reassessment and Formulating a Final Periodontal Treatment Plan
- Chapter 07. Principles of Periodontal Surgery: Critical Elements in Flap Design and Execution
- Chapter 08. Instruments for Periodontal Therapy and Implant Treatment
- Chapter 09. The Access Flap
- Chapter 10. The Apically Positioned Flap and Osseous Resective Surgery
- Chapter 11. Periodontal Regeneration in Single-Rooted and Multirooted Teeth without Furcation Involvement
- Chapter 12. Treatment of Multirooted Teeth with Furcation Involvement: Surgical, Conservative, and Resective Approaches
- Chapter 13. Osseous Resective Surgery in Perio-Prosthetic Patients
- Chapter 14. Multirooted Teeth with Furcation Involvement: Regenerative Surgical Approaches
- Chapter 15. Root Coverage Techniques for Single Recessions
- Chapter 16. Root Coverage Techniques for Multiple Gingival Recessions
- Chapter 17. Mucogingival Therapy
- Chapter 18. Relationship Between Periodontology and Restorative Dentistry
- Chapter 19. Management of Clinical Procedures in Patients with Systemic Diseases Under Pharmacologic Treatment
- Chapter 20. Dental Implants and Periodontal therapy: Selection Criteria and Treatment Strategies for Their Use in Daily Practice
- Chapter 21. The Foundations of Implant Therapy: The Evolution of Scientific Concepts in Implant Dentistry
- Chapter 22. Clinical and Instrumental Evaluation
- Chapter 23. Risk Assessment in Implant Therapy
- Chapter 24. Implant Surgery in Partially or Fully Edentulous Areas
- Chapter 25. Postextraction Alveolar Management
- Chapter 26. Postextraction Implants
- Chapter 27. Soft Tissue Management and Reconstruction Techniques
- Chapter 28. Horizontal Bone Reconstruction Techniques
- Chapter 29. Vertical Bone Augmentation by Means of Guided Bone Regeneration
- Chapter 30. Sinus Elevation Techniques
- Chapter 31. Therapeutic alternatives to bone reconstructions
- Chapter 32. Implant Placement in the Esthetic Zone
- Chapter 33. Peri-implant diseases
- Chapter 34. Treatment of Mucogingival Defects and Esthetic Complications in Implant Therapy
- Chapter 35. Supportive Periodontal Therapy
- Chapter 36. Long-Term Outcome for Teeth and Implants in Periodontal Patients

### **Contributors**

M. Aglietta • G. Agudio • M. Aimetti • L. Albertini • L. Biscaro • F. Cairo • D. Calzavara • D. Carmagnola • G. Carnevale • A. Carrassi • P. Casentini • R. Cavalcanti • S. Chieffi • C. Clauser • M. Clementini • S. Corbella • P. Cortellini • A. Crea • F. D'Avenia • C. Dellavia • M. Del Fabbro • M. de Sanctis • N. Discepoli • G. Di Febo • R. Farina • M. Farneti • F. Ferrarotti • F. Fontana • A. Fonzar • L. Francetti • G. Gagliardi • C. Gatti • F. Graziani • L. Landi • C. Magnani • F. Manfrini • M. Mantovani • G. M. Mariani • G. Mariotti • P. Martegani • E. Maschera • S. Matarasso • C. Mazzotti • M. Mele • M. Merli • L. Minenna • U. Pagliaro • G. Pagni • G. Paolantoni • A. Parenti • S. Parma Benfenati • A. Pilloni • G. Pini Prato • L. Ramagli • G. Rasperini • A. Ricci • G. Ricci • M. Rocuzzo • F. Romano • E. Romeo • M. Roncati • R. Rotundo • N. M. Sforza • M. Silvestri • M. Simion • T. Testori • C. Tinti • C. Tomasi • M. S. Tonetti • L. Trombelli • E. Vaia • F. Vignoletti • R. Weinstein • T. Weinstein • G. Zucchelli • P. F. Zuffetti

**Fachgebiet(e):** Implantologie, Parodontologie