

## Science Met Practice at the IAAD Meeting in Orlando: A Resounding Success

Dear Readers,

At the first biennial IAAD meeting from September 11 to 12, 2015 in Orlando, Florida, a superb program was put together by the organizing team consisting of IAAD president Jean-François Roulet, IAAD President-Elect Markus B. Blatz, and the program co-chairs Sillas Duarte Jr and Jin-Ho Phark (Fig 1). With the general theme being “Science Meets Practice,” a total of 25 speakers and 4 moderators translated the latest innovations in dental adhesive technology into the broad and diverse field of clinical applications of adhesive techniques. Almost 180 academics and clinicians from all over the world attended the very intense two-day meeting that was held at the comfortable Renaissance Orlando at SeaWorld hotel. The publisher of the *Journal of Adhesive Dentistry*, The Quintessence International Publishing Group, guaranteed a perfect organization of the meeting.

After an excellent introductory lecture by Roland Goldstein, sketching the historical perspective of adhesive dentistry, five top experts in adhesive technology (J. Tagami, F. Tay, A. Sadr, J. Perdigão, L. Tjäderhane; Fig 2) covered the basics of adhesive dentistry by focusing on the adhesive interface and in particular on the different

approaches to maintaining the tooth/restoration bond in the mouths of our patients as long as possible. This morning session was followed by the afternoon program, during which diverse topics were discussed, such as the indispensibility of proper light curing (R. Price), the perpetual problem of polymerization shrinkage of composites (A. Versluis), and the new restoration trend of bulk-filling (R. Hirata). The first meeting day finished with two lectures that elegantly documented how the technical limits of adhesive procedures can be pushed in light of high esthetic demands (D. Terry) and complex multidisciplinary treatment needs (V. Clavijo).



The second meeting day was divided into four themes. The first theme, “Adhesion science meets practice”, involved three lectures that covered the ways to digitally replicate natural dentition (P. Kano), the fatigue behavior of dental ceramics and composites (R. Belli), and the implementation of the concept of minimally invasive dentistry into daily practice (D. Gerdolle). Under the second theme, “Adhesion meets CAD/CAM technology”, the lecture topics covered were the clinical long-term performance of bonded indirect restorations (R. Frankenberger), the challenging restoration of worn dentition (P. Guess), and the concepts for adhesive full-mouth CAD/




**Fig 1** The organizing team, left to right: J-F. Roulet, M. Blatz, S. Duarte, J-H. Phark.



**Fig 2** The Friday-morning speakers, left to right: R. Goldstein, L. Tjäderhane, F. Tay, J. Tagami, J. Perdigão, A. Sadr.



**Fig 3** IAAD Fusayama Junior Scientist Award, left to right: J-H. Phark, F-C. Tian, J-F. Roulet, U. Blunck, M. Blatz.



**Fig 4** IAAD Presidential Student Scientist Award, left to right: J-H. Phark, B. Yang, J-F. Roulet, U. Blunck, M. Blatz.

CAM reconstructions (a team presentation by J-H. Phark, S. Duarte Jr., and N. Sartori). The third theme, “Adhesion meets prosthodontics”, dealt with the challenging bond to zirconia (M. Özcan), the clinically equally challenging resin-bonded FDPs (M. Kern), and the potential of a novel plasma-activated bonding technique (N. Silva). The fourth and last meeting theme, “Adhesion meets implantology”, expanded the classical bonding-to-teeth application of modern adhesive technology to applications in implantology, with a lecture on a recipe for clinical success with implant restorations (P. Weigl) and a duo-lecture on the diverse adhesive interfaces involved with implant restorations (M. Blatz, M. Begler).

All lecturers should be congratulated for having excellently covered the diverse topics, as well as for their outstanding presentation skills. The extraordinarily rich lecture program was complemented by a high-level poster session, where student and junior researchers and clinicians presented their most recent cutting-edge research and/or top clinical work. I invite you to read the 2015 IAAD meeting abstracts at the end of this issue.

The Orlando meeting closed with the IAAD 2015 poster award ceremony, during which Fu-cong Tian and co-authors were awarded the IAAD Fusayama Junior Scientist Award (Fig 3) and Bo Yang and co-authors were awarded the IAAD Presidential Student Scientist Award (Fig 4).

Please visit the IAAD website, <http://adhesivedentistry.org/>, for the names of the other IAAD award winners, a large collection of meeting photos conveying the wonderfully enjoyable meeting atmosphere, and more information on our young academy and its future activities.

We do hope that you can join the IAAD family and attend the second IAAD meeting in 2017, wherever it may take place, as this still needs to be determined.

Sincerely yours,

Bart Van Meerbeek