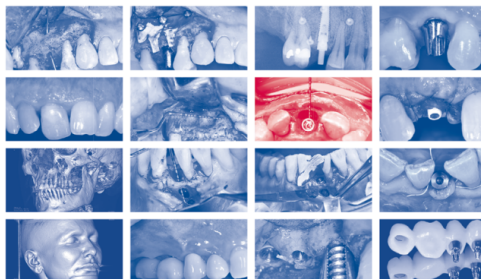


GIORGIO TABANELLA

## Retreatment of Failures in Dental Medicine – A Surgical Atlas


*Step-by-Step Clinical Procedures*




 **QUINTESSENCE PUBLISHING**

**Auflage:** 1st Edition 2019  
**Seiten:** 200  
**Abbildungen:** 456  
**Einband:** Hardcover, 17 x 24 cm  
**ISBN:** 978-1-78698-094-6  
**Artikelnr.:** BG130  
**Erschienen:** September 2019

### Quintessence Publishing Company, Inc.

 411 North Raddant Road  
Batavia  
Illinois IL 60510  
Vereinigte Staaten von Amerika

 +1 (0)630 / 736-3600

 +1 (0)630 / 736-3633

 [contact@quintbook.com](mailto:contact@quintbook.com)

 <http://nginx/usa/en>

## Buch-Information

**Autoren:** Giorgio Tabanella  
**Titel:** Retreatment of Failures in Dental Medicine - A Surgical Atlas  
**Untertitel:** Step-by-Step Clinical Procedures  
**Kurztext:**

The final goal in every dental therapy is to cure patients and improve their quality of life throughout treatment. Nevertheless, modern dentistry is increasingly facing mistreatments, complications, failures, and even iatrogenic damages. It is therefore deemed valuable for dentists and patients to share protocols, techniques, instruments, materials, and innovations developed to retreat these clinical cases with no room for error. This book aims to describe novel approaches in the field of oral surgery and to share how failures can be retreated with minimally invasive step-by-step surgical approaches, knowing that the ultimate goal will be the best and longest-lasting "biomimetics" for our patients.

For more in-depth information on the clinical cases, corresponding videos are available by scanning the QR codes printed at the beginning of each chapter.

### Contents

Chapter 01. Endo failure - Tooth loss and perforation of the buccal plate  
Chapter 02. Diagnostic failure - Mistreated trauma associated with periapical chronic lesions and anatomical bone deformities  
Chapter 03. Perio failure - Recurrent and excessive scaling and root planing  
Chapter 04. Implant failure - Iatrogenic bone grafting and implant placement: Ailing dental implants associated with oroantral communication

**Fachgebiet(e):** Oralchirurgie